



elemental 48" clover

MODEL #: EL48CL_ _ _ _ _EG

DIMENSIONS + FREIGHT

MODEL	DESCRIPTION	LEG TYPE	LEG #	D"	W"	H"	F.C.	CUBE	WT.
<i>Clover models</i>									
EL48CL_ _ _ _ _EG	Clover Table	Fixed Height	4 Legs	48" diameter	30	70	2.6	74	
EL48CL_ _ _ _ _EC*	Clover Table	Fixed Height for Caster	4 Legs	48" diameter	27"	70	2.6	78	
EL48CL_ _ _ _ _EA	Clover Table	Adjustable Height	4 Legs	48" diameter	19-33	70	2.6	77	

* REMINDER: Casters sold separately.

**3" Casters make table height 30"

BUILD PART NUMBER

EL or E8	4	8	C	L	7	8	9	10	11	12	13	14	15
Choose MODEL					Pick Laminate Color	Pick Edge Color			Pick Leg Color			Pick Leg Style <small>Fixed-height with Glide (EG) leg set is standard.</small>	

OVERVIEW

Elemental tables have optional colored casters and matching colored leg sets. The unique colored legs comes in three configurations; fixed height (EG), adjustable height (EA) and fixed height for use with casters (EC).

MATERIALS

The 1 1/4" thick WORK SURFACE consists of a 45 lb density particle board core with a 0.030" high pressure laminated surface and a 0.020" melamine backer sheet. The edge of the tabletop features your choice of a 3/8" bumper t-mold or 4mm t-mold, which is then fastened to the underside of the work surface every 6 to 8 inches to assure a long lasting fit. Mounted under the work surface is a 14 gauge steel 'X' shaped STIFFENER for reinforcement.

LEG STYLE 14 15

1. "EG" - Fixed-Height 30"
2. "EC" - Fixed-Height 27" ** (use w/ 3" casters = 30"H).
3. "EA" - Adjustable Height 19" - 33" (with glides)

The Elemental LEG SETS are constructed of 14-gauge steel with a durable powdercoat paint finish in one of five colors. The legs are reinforced by a gusseted, 'spade' shaped, mounting plate. Each one of the 4 legs attach to the pre-drilled holes in the top with 10 #10 x 5/8" screws per leg. Legs come standard with a nylon base glide.

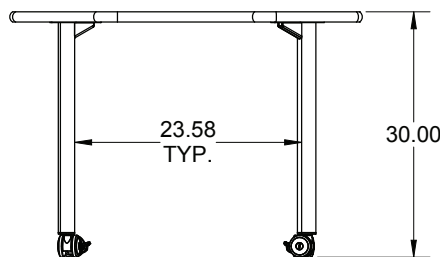
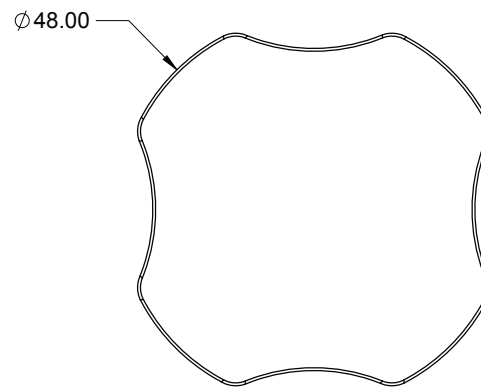
OPTIONAL dual-wheel 3" casters available as a separate line item, 48" Clover Table uses 4-pack, Model 17576 for black, 17577 _ _ _ for colors: platinum, orange, cerulean, charcoal or apple.

NEW FOR 2017 ADD COLORED CASTERS

Model 17577 _ _ _ (4-pack)



* REMINDER: Casters sold separately! (17577 _ _ _ [4-pack])



**drawings shown with 'EC' style legs, with optional 3" casters added.
 **3" Casters make table height 30."
 * REMINDER: Casters sold separately! (17577 _ _ _)



LEG STYLE: 14 15



Standard Laminate Options



EL or E8 | 4 8 C L | 7 8 9 | 10 | 11 12 13 | 14 15

Choose MODEL | Pick Laminate Color | Pick Edge Color | Pick Leg Color | Pick Leg Style

Fixed-height with Glide (EG) leg set is standard.

Want to specify a different laminate?

No problem. If you have 20 or more tops of the same color -60 or -38 there is no upcharge. Have 20 or less? We can quote for you with the Wilsonart code and - finish style. We can specify other laminates - call to inquire and get a quote.



Suggested Standard Laminates: 7 8 9

 ASIAN NIGHT 7949-60 ANG	 BOARDWALK OAK 7983-60 BWK	 PEWTER MESH 4878-60 PEW	 CLASSIC LINEN 4943-60 CLN	 HIGH RISE 4996-60 HRE
 BUKA BARK 7982-60 BBK	 PALISADES OAK 7987-60 PSO	 FLAX LINEN 4990-60 FLL	 MISSION MAPLE 7990-60 MIM	 NEW AGE OAK 7938-60 NEW

Classic Standard Laminates:

 WILD CHERRY 7054-60 CHE	 GREY NEBULA 4622-60 GNB	 FUSION MAPLE 7909-60 MAP
---	---	--


All 13 of the standard laminates are -60 finish, if you need to match a laminate from a previous year, please let us know on your order (example Pewter Mesh 4878-38, our standard is -60).

When the WilsonArt Laminate code includes a "Y", "K", "-12" "-78", "Aeon" etc, these are special laminates with an upcharge, even when it contains -38 or -60.

Standard Edge Color Options 10

 APPLE A	 BLACK B	 BLUEBERRY C	 BURGUNDY D	 CERULEAN S	 CHAMPAGNE O
 CHARCOAL R	 CHOCOLATE Q	 CLEMENTINE E	 FOREST GREEN F	 FUCHSIA G	 MINT H
 MOCHA T	 NAVY I	 ORANGE U	 PERSIAN BLUE J	 PLATINUM P	 PURPLE K
 RED L	 YELLOW N				

Elemental Leg Colors 11 12 13

 PLATINUM PLT	 CHARCOAL CGR	 ORANGE ORG	 APPLE APL	 CERULEAN CER
--	--	--	---	--

Elemental Leg Style 14 15



**3" Casters make table height 30."
*REMINDER: Casters sold separately!
(17577 _ _ _)

LEG STYLE:

1. "EG" - Fixed-Height 30"
2. "EC" - Fixed-Height 27"
(use w/ 3" casters = 30"H).
3. "EA" - Adjustable Height
(19" - 33" w/ glides)
(21.5" - 35.5" w/ 3" casters)