



uxl nest & fold

30" x 60" rectangle

MODEL #: FL3060_ _ _ _PLT

UXL NEST & FOLD TABLE, 30" X 60"

DIMENSIONS + FREIGHT

MODEL #	D"	W"	H"	F.C.	WEIGHT
FL3060	30"	60"	30"	70	120 lbs.
carton #1	61.5"	31.5"	6.63"		
carton #2	26"	28"	7.25"		

FL
or
FM

Choose
Size

7

8

9

10

Pick Laminat
Color

Pick Edge Color

PLT

Fixed-height leg set
is standard.

OVERVIEW

UXL Nest and Fold tables provide a stable, spacious work surface and a contemporary appearance. They offer added utility when not in use through their easy mobility and compact storage. As a part of an integrated line of seating and tables, the Nest and Fold series lets you maintain a consistent design scheme throughout your building or facility.

MATERIALS

The work surface consists of a 45 lb density particle board core with a 0,030" high pressure laminated surface and a 0.020" backer sheet. The edge of the work surface features t-mold that is stapled to the underside of the work surface every 6" - 8". The table top is pre-drilled to attach legs using included fasteners.

The main frame is made of 2" diameter x 16-gauge round cold-rolled tubular steel that is welded to an ingenious mechanism that allows the table top to fold down and back into place easily. The substantial legs are made of 1.5" diameter x 14-gauge twin tube cold-rolled steel.

UXL TOP & EDGE PROFILE

1 1/4" TOP



FL

3/8"
BUMPER

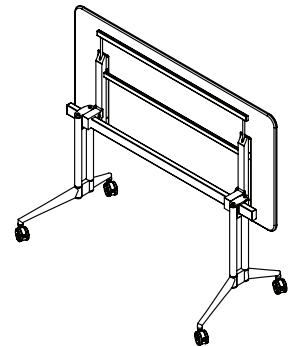
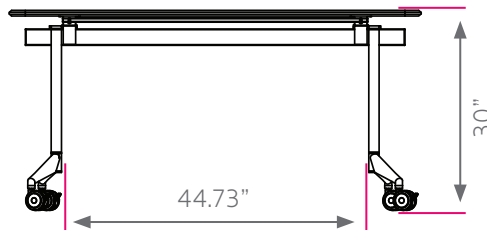
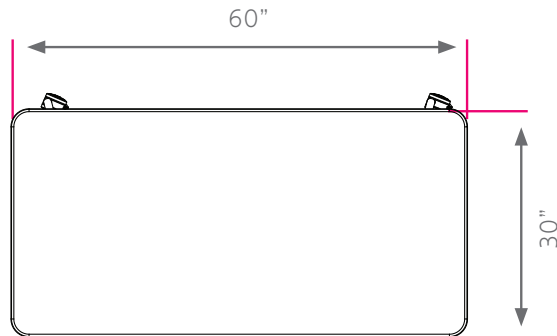


FM

4MM
T-MOLD



FL3060AMEBPLT Shown in Amber Cherry top with Black edge and Platinum frame. Optional UXL Nest & Fold Chairs.



UXL Frame & Leg Color Options



PLATINUM
PLT

Standard Laminate Options

Want to specify a different laminate?

No problem. If you have 20 or more tops of the same color -60 or -38 there is no upcharge. Have 20 or less? We can quote for you with the Wilsonart code and – finish style. We can specify other laminates – call to inquire and get a quote.



Suggested Standard Laminates:




ASIAN NIGHT
7949-60
ANG



BOARDWALK OAK
7983-60
BWK



PEWTER MESH
4878-60
PEW



CLASSIC LINEN
4943-60
CLN



HIGH RISE
4996-60
HRE



BUKA BARK
7982-60
BBK



PALISADES OAK
7987-60
PSO



FLAX LINEN
4990-60
FLL



MISSION MAPLE
7990-60
MIM



NEW AGE OAK
7938-60
NEW

Classic Standard Laminates:



WILD CHERRY
7054-60
CHE



GREY NEBULA
4622-60
GNB



FUSION MAPLE
7909-60
MAP

All 13 of the standard laminates are -60 finish, if you need to match a laminate from a previous year, please let us know on your order (example Pewter Mesh 4878-38, our standard is -60).

When the WilsonArt Laminate code includes a "Y", "K", "-12" "-78", "Aeon" etc, these are special laminates with an upcharge, even when it contains -38 or -60.

Standard Edge Color Options



APPLE A



BLACK B



BLUEBERRY C



BURGUNDY D



CERULEAN S



CHAMPAGNE O



CHARCOAL R



CHOCOLATE Q



CLEMENTINE E



FOREST GREEN F



FUCHSIA G



MINT H



MOCHA T



NAVY I



ORANGE U



PERSIAN BLUE J



PLATINUM P



PURPLE K



RED L



YELLOW N

Smith System®

MODEL FL3060 - OCTOBER 2017