



cascade drawer pedestals

MODEL #: 19195-19199

CASCADE DRAWER PEDESTALS

DIMENSIONS + FREIGHT

MODEL #		D"	W"	H"	F.C.	WEIGHT
19195	open w/ 6 3" totes	21"	16"	30.25"	100	50 lbs.
19196	open w/ 2 3" totes, 112" tote	21"	16"	30.25"	100	50 lbs.
19197	door, w/ 6 3" totes	21"	16"	30.25"	100	50 lbs.
19198	door, w/ 2 3" totes, 112" tote	21"	16"	30.25"	100	50 lbs.

OVERVIEW

The Cascade series provides storage for a wide variety of items. The free-standing drawer pedestals come in 2 tote configurations and can be an open unit with no door, or secure your pedestal by adding a lockable door.

MATERIALS

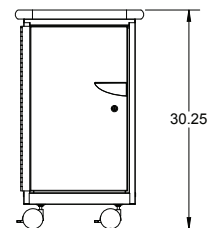
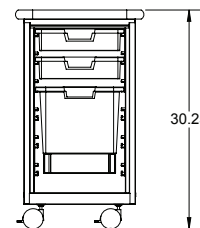
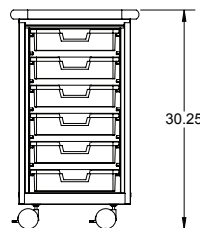
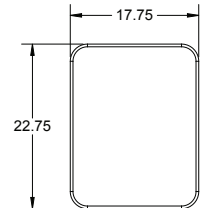
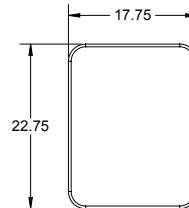
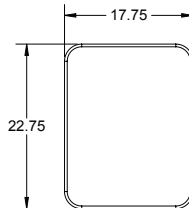
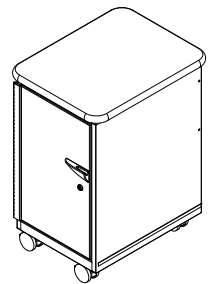
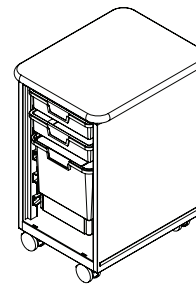
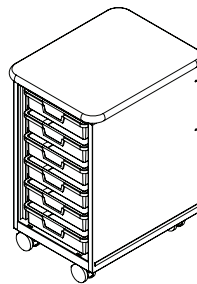
The DRAWER PEDESTALS are made of 18-gauge 1" square tubing, welded flush to an 18-gauge end panel. The inside of each end panel is reinforced by 22-gauge hat channels. Casters are 3" in diameter, with 2 locking.

DRAWER PED FRAME



PLATINUM

*CASCADE DRAWER PEDESTALS PLATINUM ONLY.



19195

19196

19197/19198



cascade drawer pedestals

MODEL #: 19199 / 19201

CASCADE DRAWER PEDESTALS

DIMENSIONS + FREIGHT

MODEL #		D"	W"	H"	F.C.	WEIGHT
19201	File / File	21"	16"	30.25"	100	50 lbs.
19199	Box/Box/File	21"	16"	29"	100	50 lbs.

OVERVIEW

The Cascade series provides storage for a wide variety of items. The free-standing drawer pedestals come in 2 tote configurations and can be an open unit with no door, or secure your pedestal by adding a lockable door.

MATERIALS


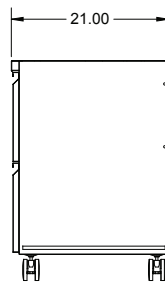
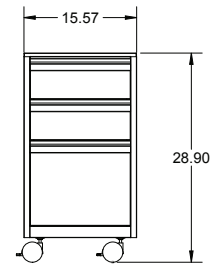
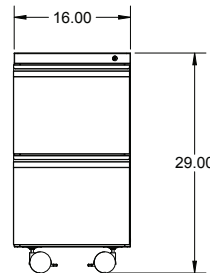
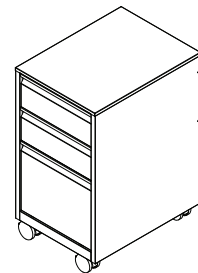
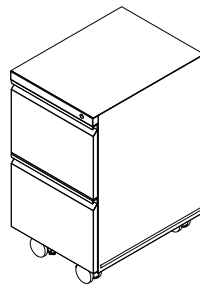
The DRAWER PEDESTALS are made of 18-gauge 1" square tubing, welded flush to an 18-gauge end panel. The inside of each end panel is reinforced by 22-gauge hat channels. Casters are 3" in diameter, with 2 locking. Optional glides are 3/8" threaded stem.

DRAWER PED FRAME



PLATINUM

*CASCADE DRAWER PEDESTALS PLATINUM ONLY.



19201 - FILE/FILE

19199 - BOX/BOX/FILE