



# Interchange<sup>®</sup> Activity Tables

## Racetrack Table 36"x 72"

MODEL#: 04158



### OVERVIEW

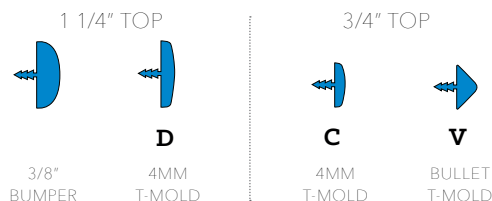
Our Interchange<sup>®</sup> Racetrack Table has an elegant oval racetrack design. Paired with our Interchange Ellipse leg sets, these tables offer a stable work surface for the classroom. Interchange<sup>®</sup> Activity tables match the look and style of Interchange<sup>®</sup> student desks for a uniform look in the classroom.

### MATERIALS

The WORK SURFACE is made of 1 1/4" or 3/4" thick, high density particle board core, double sided with a 0.030" high pressure laminate and bumper edge that is mechanically fastened every 6"-8". Tops are pre-drilled for leg set attachment and ease of installation. Tables and legs are supported by one or more 2" x 3" channels with four breakovers for optimum strength.

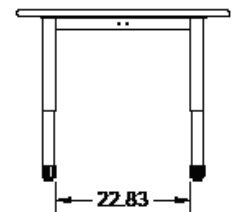
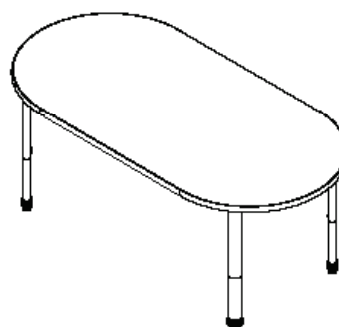
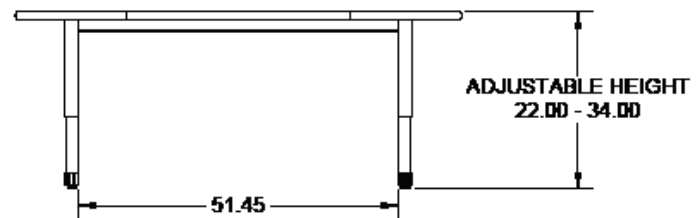
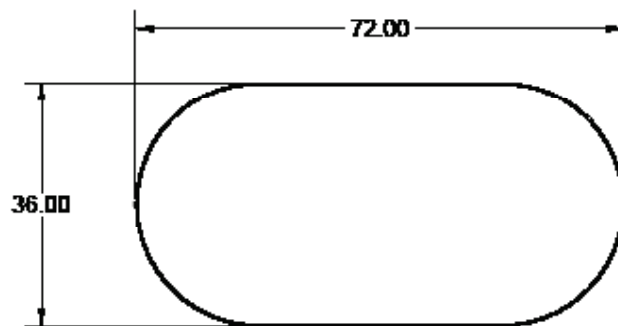
The LEG SETS are made in pairs, made of 16 gauge steel elliptical stems and inserts, 14 gauge cross brace and 12 gauge plates. FRAME consists of two fully welded segments. Legs have a full, even and long lasting powdercoat finish. Ends are protected with a textured cap and securely captured leveling glide for fine tuning adjustment on uneven floors. Table height adjusts from 22" - 34" in 1" increments. Adjustment for each leg is secured by two 3/8" set screws.

### INTERCHANGE<sup>®</sup> TOP & EDGE PROFILE



### DIMENSIONS

Model	Description	D"	W"	H"	F.C.	Cube	WT
04158	Interchange <sup>®</sup> Racetrack Table 36"x72"	36	72	22-34	70	5.4	122



## STANDARD LAMINATE OPTIONS

Want to specify a different laminate?

No problem. If you have 20 or more tops of the same color -60 or -38 there is no upcharge. Have 20 or less? We can quote for you with the Wilsonart code and - finish style. We can specify other laminates - call to inquire and get a quote.



## SUGGESTED LAMINATE OPTIONS



ASIAN NIGHT  
7949-60  
ANG



BOARDWALK OAK  
7983-60  
BWK



PEWTER MESH  
4878-60  
PEW



CLASSIC LINEN  
4943-60  
CLN



HIGH RISE  
4996-60  
HRE



NEW AGE OAK  
7938-60  
NEW



NORTH SEA GRAY  
D90-60  
NOS



BUKA BARK  
7982-60  
BBK



PALISADES OAK  
7987-60  
PSO



FLAX LINEN  
4990-60  
FLL




MISSION MAPLE  
7990-60  
MIM

All 15 of the standard laminates are -60 finish, if you need to match a laminate from a previous year, please let us know on your order (example Pewter Mesh 4878-38, our standard is -60).

When the WilsonArt Laminate code includes a "Y", "K", "-12" "-78" "Aeon" etc, these are special laminates with an upcharge, even when it contains -38 or -60.

### Classic Standard Laminates:



FRENCH PEAR  
8220-60  
FRP



WILD CHERRY  
7054-60  
CHE



GREY NEBULA  
4622-60  
GNB



FUSION MAPLE  
7909-60  
MAP

## STANDARD EDGE COLOR OPTIONS



APPLE APL



BLACK BLA



BLUEBERRY PBL



BURGUNDY BUR



CERULEAN CER



CHAMPAGNE CMP



RED RED



CHARCOAL CGR



CHOCOLATE CHC



CLEMENTINE CLM



FOREST GREEN FGR



FUCHSIA FUS



MINT MNT



YELLOW YEL



MOCHA MOC



NAVY NVY



ORANGE ORG



PERSIAN BLUE PBL



PLATINUM PLT



PURPLE PUR

## LEG COLOR OPTIONS



BLACK



PLATINUM