



planner studio tables

36" x 60" TRESA TopLab

MODEL #: 25206, 25208, 25210

PLANNER STUDIO, 36"X60" - TRESPA

DIMENSIONS + FREIGHT

36" Deep Models (All tables come with casters only)

25206TRESPA/_ _	28 1/2" fixed-height	36	60	28 1/2	70	127
25208TRESPA/_ _	35 1/2" fixed-height	36	60	35 1/2	70	130
25210TRESPA/_ _	39 1/2" fixed-height	36	60	39 1/2	70	134

OVERVIEW

Planner Studio is ideal for all kinds of classroom activities. The heavy duty construction contributes to a sturdy work surface that can hold 400 pounds. The Planner Studio table is shipped ready to assemble.

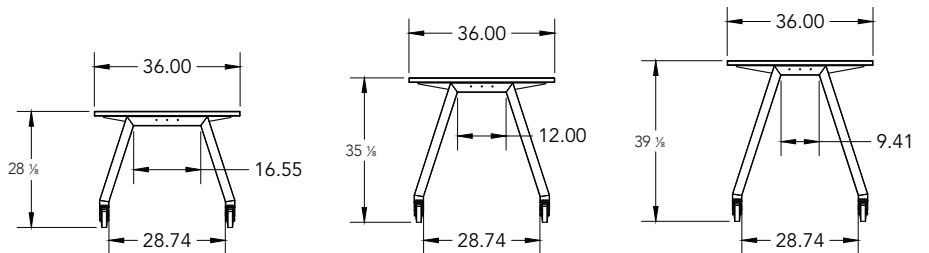
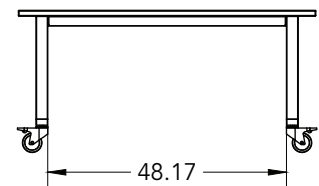
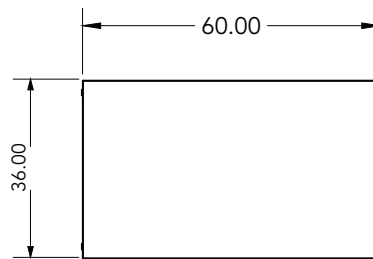
Trespa® TopLab PLUS® provides an ideal choice. Thanks to its unique closed surface composition, the product shows significantly low dirt pick up, is impervious to mold and rot and is resistant to non-abrasive organic cleaning solvents - thus making the product easy to clean and disinfect.

The 1/2" thick WORK SURFACE consists of Trespa® TopLab PLUS® material, which is resistant to a large number of aggressive chemicals as identified by SEFA (Scientific Equipment and Furniture Association) and PSI (Professional Services Industries), if cleaned within 24 hours. Trespa® TopLab PLUS® has inherent anti-bacterial properties without the addition of microbial additives. An independent test by British Industrial Microbiological Services Ltd. (IMSL) shows an almost complete elimination of certain bacteria after 24 hours.

The FRAME consists of two fully welded leg segments and a center support channel. The legs are attached to the pre-drilled holes in the top with #10 x 5/8" wood screws through a 14-gauge steel mounting plate. The mounting plate is welded to (2) 60mm x 60mm 14-gauge steel square tube legs which are welded to a 1" x 2" 14-gauge steel tube cross bar. The center support channel is 2" x 3" 14-gauge steel, with 14-gauge steel end plates for maximum stability. The center support channel is connected to the legs by (4) connector bolts. 4" casters are standard.



Shown at 35 1/2"H with Orange Legs.



Trespa TopLab Plus Work Surface:



- TRESPA TopLab Plus
- Black only.

TRESPA BLACK

TRESPA

Frame Color Options




APPLE

AP



CERULEAN

CE



CHARCOAL

CG



ORANGE

OR



PLATINUM

PL



CHEMICAL
& FLAME
RESISTANT