



elemental nest & fold

30x48 fixed height

MODEL #: NL3048_ _ _ _ _ EF

DIMENSIONS + FREIGHT

MODEL	DESCRIPTION	LEG TYPE	D"	W"	H"	F.C.	CUBE	WT.
Rectangle models								
NL3048_ _ _ _ _ EF	30x48 Nest & Fold	Fixed Height	30	48	30	70	1.6	59

BUILD PART NUMBER

NL	3	0	4	8	7	8	9	10	11	12	13	E	F
or	Choose MODEL				Pick Laminate Color			Pick Edge Color	Pick Leg Color			Pick Leg Style	
N8												Fixed-height with caster (EF) Adjustable-height with caster (EJ)	

OVERVIEW

Elemental Nest & Fold tables have 5 frame colors, with matching colored casters standard. The unique colored legs are fixed in height at 30" high. The tables' work surface flips upwards for convenient nesting.

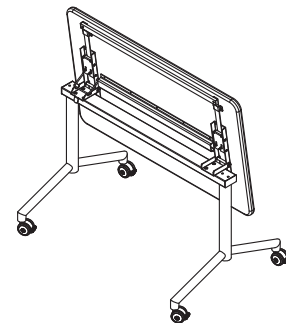
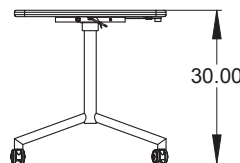
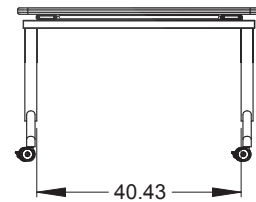
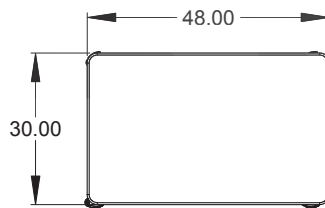
MATERIALS

The 1 1/4" thick WORK SURFACE consists of a 45 lb density particle board core with a 0.030" high pressure laminated surface and a 0.020" melamine backer sheet. The edge of the tabletop features your choice of a 3/8" bumper t-mold or 4mm t-mold, which is then fastened to the underside of the work surface every 6 to 8 inches to assure a long lasting fit. Mounted under the work surface is a 11 gauge steel STIFFENER for reinforcement.

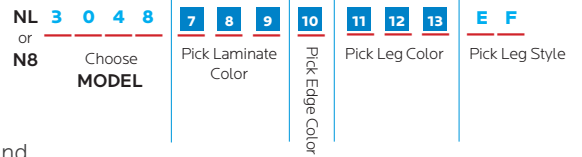
The Elemental LEG SETS are constructed of 16-gauge steel with a durable powdercoat paint finish in one of five colors. The pull-bar and mounting beam are also constructed of 16-gauge steel.

Color matched dual-wheel 3" casters standard on Nest & Fold tables. Legs and Casters come in Platinum, Charcoal, Orange, Cerulean or Apple and correspond with the leg set color choice.

COLORED-MATCHED CASTERS



Standard Laminate Options



Want to specify a different laminate?

No problem. If you have 20 or more tops of the same color -60 or -38 there is no upcharge. Have 20 or less? We can quote for you with the Wilsonart code and - finish style. We can specify other laminates - call to inquire and get a quote.



Suggested Standard Laminates: 7 8 9

 ASIAN NIGHT 7949-60 ANG	 BOARDWALK OAK 7983-60 BWK	 PEWTER MESH 4878-60 PEW	 CLASSIC LINEN 4943-60 CLN	 HIGH RISE 4996-60 HRE
 BUKA BARK 7982-60 BBK	 PALISADES OAK 7987-60 PSO	 FLAX LINEN 4990-60 FLL	 MISSION MAPLE 7990-60 MIM	 NEW AGE OAK 7938-60 NEW

Classic Standard Laminates:

 FRENCH PEAR 8220-60 FRP	 WILD CHERRY 7054-60 CHE	 GREY NEBULA 4622-60 GNB	 FUSION MAPLE 7909-60 MAP
---	---	---	---

All 14 of the standard laminates are -60 finish, if you need to match a laminate from a previous year, please let us know on your order (example Pewter Mesh 4878-38, our standard is -60).

When the WilsonArt Laminate code includes a "Y", "K", "-12" "-78", "Aeon" etc, these are special laminates with an upcharge, even when it contains -38 or -60.

Standard Edge Color Options 10

 APPLE A	 BLACK B	 BLUEBERRY C	 BURGUNDY D	 CERULEAN S	 CHAMPAGNE O
 CHARCOAL R	 CHOCOLATE Q	 CLEMENTINE E	 FOREST GREEN F	 FUCHSIA G	 MINT H
 MOCHA T	 NAVY I	 ORANGE U	 PERSIAN BLUE J	 PLATINUM P	 PURPLE K
 RED L	 YELLOW N				

Elemental Leg Colors 11 12 13

 PLATINUM PLT	 CHARCOAL CGR	 ORANGE ORG	 APPLE APL	 CERULEAN CER
---	---	---	--	---