



# planner butcher block

30" x 60" butcher block

MODEL #: 25521BUTCHER/\_ \_

## DIMENSIONS + FREIGHT

Model	Description	D"	W"	H"	F.C.	WT
<b>30" x 60" Planner Butcher Block</b>						
25521BUTCHER/_ _		30	60	24-34	70	143
carton dimensions		xx	xx	xx		

## OVERVIEW

The Planner is ideal for all kinds of classroom activities. The heavy duty construction contributes to a sturdy work surface that can hold 400 pounds. The Planner Activity table is shipped ready to assemble.

The WORK SURFACE consists of a 1 3/4" thick birchwood butcher block table top. Blocks are randomly placed, 6" length or greater, finger jointed birchwood. The corners are finished with a 1/8" radius.

The FRAME consists of two fully welded leg segments and a center support channel. The legs are attached to the pre-drilled holes in the top with (16) #10 x 5/8" wood screws through a 3 1/8" w x 18"L 12-gauge steel mounting plate. The mounting plate is welded to (2) 1 1/4" square 12-gauge steel tube legs which is welded to a 1" x 2" 14-gauge steel tube cross bar. The leg inserts are 1" square 14-gauge steel tube and adjust in height from 24" to 34" in 1" increments. Leveling glides are on each table leg allowing for stability on uneven floors. The adjustment for each leg is secured with (2) 3 3/4" - 16 x .675" Allen screws. The center support channel is 2" x 3" 14-gauge steel, with 11-gauge steel end plates for maximum stability. The center support channel is connected to the legs by (4) connector bolts.

## BUTCHER BLOCK DETAILS



1 3/4" birchwood.  
BUTCHER to follow Model No.

BUTCHER BLOCK  
BUTCHER

## FRAME COLOR OPTIONS




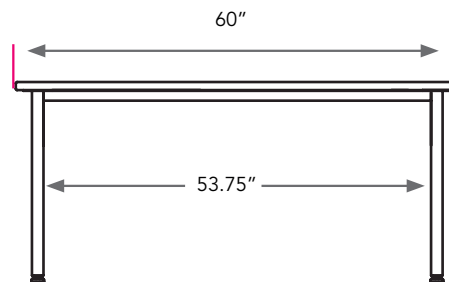
BLACK  
BLA



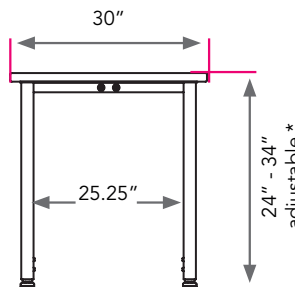
PLATINUM  
PLT



Butcher Block image shown above in BUTCHER top with Platinum legs at 30"h.



Center support channel is 2" by 3" wide 14-gauge steel, with 11-gauge steel endplates for maximum stability.



Make it mobile  
with 3" casters  
Order Model 17576

## Alternate leg set heights:

- \* Low range available in 15-24"h. Add L following model number.
- \* Fixed-height leg available in 29.5"h. Add X following model number. Available in Black only.