



Model # Shown: 25256

OVERVIEW

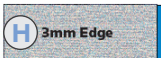
Planner Studio is ideal for all kinds of classroom activities. The heavy duty construction contributes to a sturdy work surface that can hold 400 pounds. The Planner Studio table is shipped ready to assemble.

MATERIALS

The 1 1/4" thick work surface consists of a 45 lb density particle board core with a .030" high pressure laminated surface and a .020" melamine backer sheet. The edge of the work surface features a 3mm flat self edge.

The frame consists of two fully welded leg segments and a center support channel. The legs are attached to the pre-drilled holes in the top with #10 x 5/8" wood screws through a 14-gauge steel mounting plate. The mounting plate is welded to (2) 60mm x 60mm x 2mm 14-gauge steel square tube legs. The center support channel is 14-gauge steel, with 14-gauge steel end plates for maximum stability. The center support channel is connected to the legs by (3) connector bolts on each side, for a total of (6).

PLANNER STUDIO EDGE PROFILE



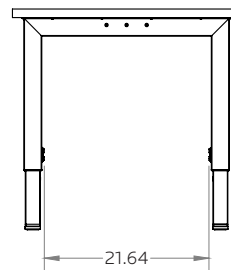
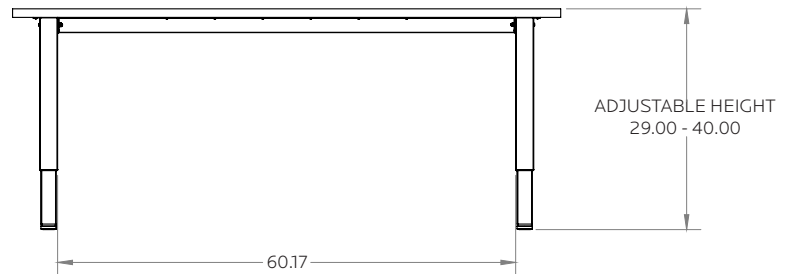

1 1/4" top with 3mm 90 degree corner
H to follow Model No.



1 1/4" top with 3mm rounded corner
F to follow Model No.

DIMENSIONS

Model	Description	D"	W"	H"	WT
25258	Studio Adjustable Height Table w/casters	30	72	29-40	119
25259	Studio Adjustable Height Table w/glides	30	72	29-40	122
25268	Studio Adjustable Height low-range Table w/casters	30	72	21-29	116
25269	Studio Adjustable Height low-range Table w/glides	30	72	21-29	119



STANDARD LAMINATE OPTIONS

Want to specify a different laminate?

No problem. If you have 20 or more tops of the same color -60 or -38 there is no upcharge. Have 20 or less? We can quote for you with the Wilsonart code and finish style. We can specify other laminates - call to inquire and get a quote.

SUGGESTED SURFACE LAMINATE OPTIONS



ASIAN NIGHT
7949-60



BOARDWALK OAK
7983-60




BUKA BARK
7982-60



CLASSIC LINEN
4943-60



FLAX LINEN
4990-60



FRENCH PEAR
8220-60



FUSION MAPLE
7909-60



GREY NEBULA
4622-60



HIGH RISE
4996-60



MISSION MAPLE
7990-60




NEW AGE OAK
7938-60



NORTH SEA GRAY
D90-60



PALISADES OAK
7987-60



PEWTER MESH
4878-60



WILD CHERRY
7054-60



WHITEBOARD

- Whiteboard laminate, upcharge applies
- 3mm edge finished in Gray [North Sea] on Whiteboard tops.

All 15 of the standard laminates are -60 finish, if you need to match a laminate from a previous year, please let us know on your order (example Pewter Mesh 4878-38, our standard is -60).

When the WilsonArt Laminate code includes a "Y", "K", "-12", "-78", "Aeon" etc, these are special laminates with an upcharge, even when it contains -38 or -60.

LEG COLOR



PLATINUM