



elemental student desk

MODEL #: ELTRGL _ _ _ PLTES

DIMENSIONS + FREIGHT

MODEL	DESCRIPTION	LEG TYPE	LEG #	D"	W"	H"	F.C.	CUBE	WT.
Triangle Student Desk									
ELTRGL _ _ _ PLTES	Triangle Desk	ES - Student Desk	4 Legs	29	32	22.5-29.5	70	1.4	46

* REMINDER: Casters sold separately.

BUILD PART NUMBER

EL T R G L
or E8 Choose MODEL

7 8 9 10
Pick Laminate Color

P L T
Pick Leg Color

E S
Pick Leg Style
(ES) 22.5" - 29.5" Adjustable Leg - Student Desks.

OVERVIEW

Elemental Student Desks come with a custom leg set that adjusts from 22.5" - 29.5" in 1" increments. The leg set is available in Platinum only. Optional casters can be added - height maintains same adjustable range of 22.5" to 29.5".

MATERIALS

The 1 1/4" thick WORK SURFACE consists of a 45 lb density particle board core with a 0.030" high pressure laminated surface and a 0.020" melamine backer sheet. The edge of the tabletop features your choice of a 3/8" bumper t-mold or 4mm t-mold, which is then fastened to the underside of the work surface every 6 to 8 inches to assure a long lasting fit.

Elemental Student Desk LEG SETS are constructed of 14-gauge steel with a durable powdercoat paint finish in one of five colors. The legs are reinforced by a gusseted, 'spade' shaped, mounting plate. Each one of the 4 legs attach to the pre-drilled holes in the top with 10 #10 x 5/8" screws per leg. Legs come standard with a nylon base glide. When adding the optional caster pack, the leg insert tube is removed and flipped, revealing the caster end of the leg. The adjustability remains the same at 22.5" to 29.5" with either caster or glide installed.

ADD COLORED CASTERS

Model 17577 _ _ _ (4-pack)



* REMINDER: Casters sold separately! (17577 _ _ _ [4-pack])

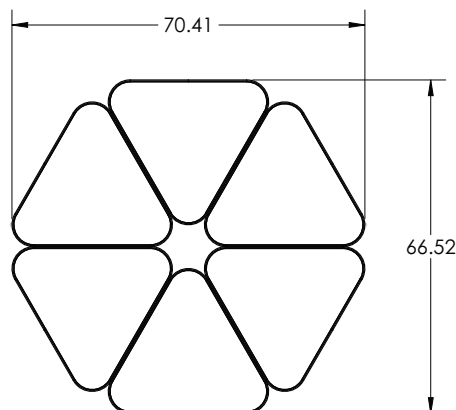
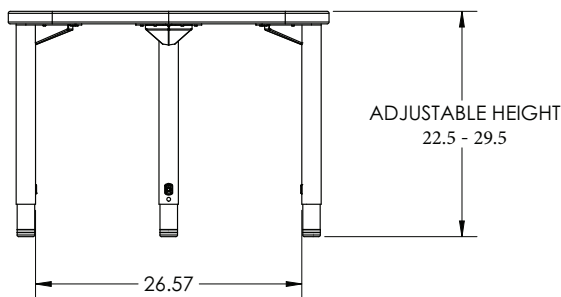
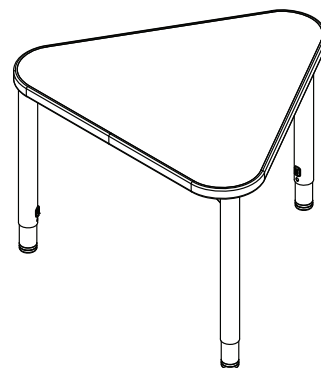
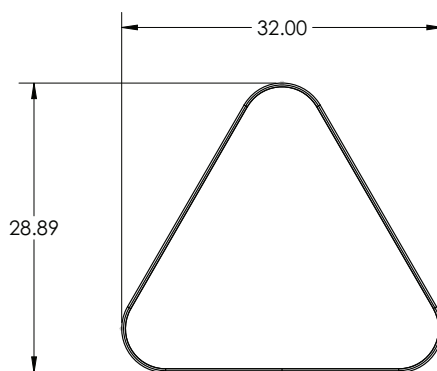
OPTIONAL dual-wheel 3" casters available, ordered separately as their own line item.

Model 17576 (for black 4-pack).

Model 17577 _ _ _ (for color 4-pack).

PLT / CGR / ORG / CER / APL

* REMINDER: Casters sold separately! (17577 _ _ _)



Standard Laminate Options



EL or E8	T R G L	7 8 9	10	P L T	E S
Choose MODEL	Pick Laminate Color	Pick Edge Color	Pick Leg Color	Pick Leg Style	(ES) 22.5" - 29.5" Adjustable Leg - Student Desks.

Want to specify a different laminate?

No problem. If you have 20 or more tops of the same color -60 or -38 there is no upcharge. Have 20 or less? We can quote for you with the Wilsonart code and - finish style. We can specify other laminates - call to inquire and get a quote.



Suggested Standard Laminates: 7 8 9



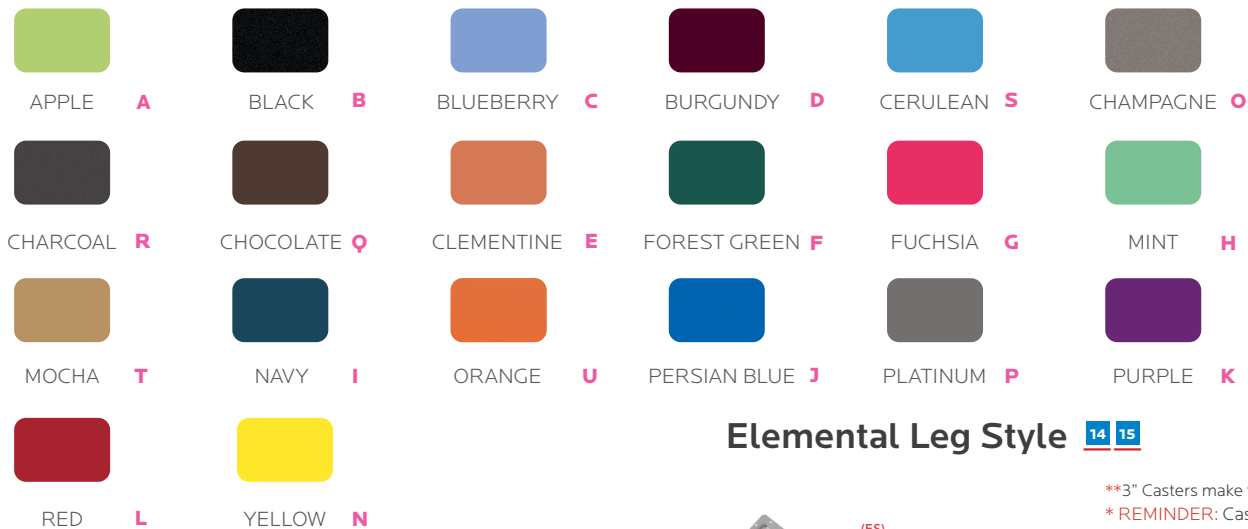
Classic Standard Laminates:



All 14 of the standard laminates are -60 finish, if you need to match a laminate from a previous year, please let us know on your order (example Pewter Mesh 4878-38, our standard is -60).

When the WilsonArt Laminate code includes a "Y", "K", "-12" "-78", "Aeon" etc, these are special laminates with an upcharge, even when it contains -38 or -60.

Standard Edge Color Options 10



Elemental Leg Style 14 15




(ES)
● ES - Elemental Student Desk Leg:
Platinum only.

**3" Casters make table height 30."
* REMINDER: Casters sold separately!
(17577 _ _ _)

LEG STYLE:

1. "ES" - Student Desk Leg Set,
22.5" - 29.5" Adjustability.

Elemental Leg Colors 11 12 13



PLATINUM
PLT