



Model # Shown: 56001E

OVERVIEW

The Flowform Round Triangle Table features rounded corners in a triangle shape. Pair with our Flowform Soft Seating and Storage to create individual zones for student engagement and learning.

MATERIALS

The 3/4" thick work surface consists of a 45 lb density particle board core with a .030" high pressure laminated surface and a .020" melamine backer sheet. Rounded edges blend and form into our Flowform storage units for a cohesive space.

The legs are bolted to the underside of the tabletop as well as the secondary surface for added structural rigidity. Legs are angled triangle tubing that adjust from 26" - 40" height in 1" increments.

WEIGHT CAPACITY: 400 lbs

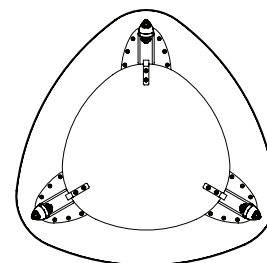
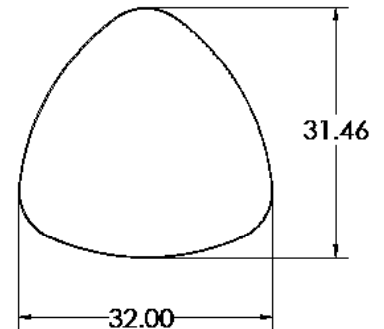
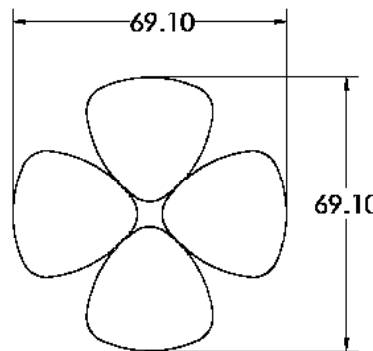
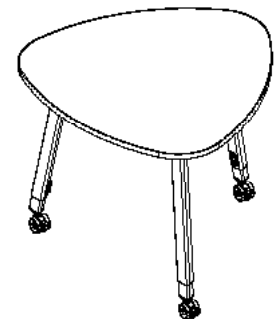
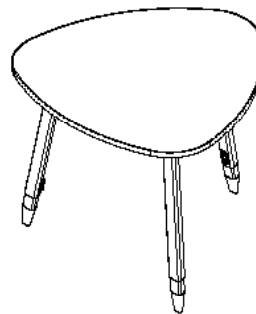
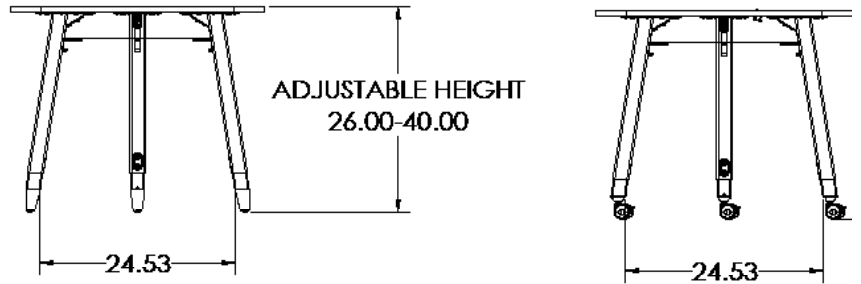
DESK TOP & EDGE PROFILE

3/4" TOP W/ 3MM - ROUND CORNERS



DIMENSIONS

Model	Description	D"	W"	H"	WT
56001E	Round Triangle Table w/glides	31.5	32	26-40	91
56002E	Round Triangle Table w/casters	31.5	32	26-40	93



BOTTOM VIEW

STANDARD LAMINATE OPTIONS

Want to specify a different laminate?

No problem. If you have 20 or more tops of the same color -60 or -38 there is no upcharge. Have 20 or less? We can quote for you with the Wilsonart code and - finish style. We can specify other laminates - call to inquire and get a quote.

SUGGESTED LAMINATE OPTIONS




ASIAN NIGHT
7949-60




BOARDWALK OAK
7983-60




BUKA BARK
7982-60



CLASSIC LINEN
4943-60



FLAX LINEN
4990-60



FRENCH PEAR
8220-60



FUSION MAPLE
7909-60



GREY NEBULA
4622-60



HIGH RISE
4996-60



MISSION MAPLE
7990-60




NEW AGE OAK
7938-60



NORTH SEA GRAY
D90-60



PALISADES OAK
7987-60



PEWTER MESH
4878-60



WILD CHERRY
7054-60

All 15 of the standard laminates are -60 finish, if you need to match a laminate from a previous year, please let us know on your order (example Pewter Mesh 4878-38, our standard is -60).

When the WilsonArt Laminate code includes a "Y", "K", "-12", "-78", "Aeon" etc, these are special laminates with an upcharge, even when it contains -38 or -60.

STANDARD EDGE COLOR OPTIONS



APPLE



BLACK



CERULEAN



CHARCOAL



NAVY



PERSIAN BLUE



PLATINUM

LEG COLOR OPTION



PLATINUM

EDGE COLOR OPTIONS WITH ADDITIONAL LEAD TIME



BLUEBERRY



BURGUNDY



CHAMPAGNE



FOREST GREEN



ORANGE



PURPLE



RED



YELLOW