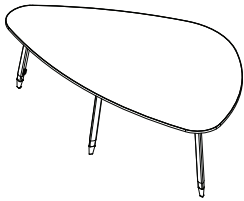




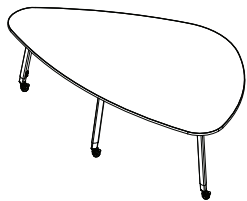
# Flowform<sup>®</sup>

## offset triangle table

MODEL #: 56011E + 56012E



#56011E - GLIDES  
(nylon or felt tips)



#56012E - CASTERS  
2" lockable casters

### OVERVIEW

The Flowform<sup>®</sup> Offset Triangle table features rounded corners in a offset triangle shape. Pair with our Flowform<sup>®</sup> Soft Seating and Storage to create individual zones for student engagement and learning.

### MATERIALS

The 3/4" thick WORK SURFACE consists of a 45 lb density particle board core with a .030" high pressure laminated surface and a .020" melamine backer sheet. The edge of the work surface features an ABS plastic 3mm flat self edge which matches the work surface laminate. Rounded edges blend and form into our Flowform<sup>®</sup> storage units for a cohesive space.

The FRAME consists of a welded box frame, secured to the underside for added structural rigidity. The legs are bolted to the underside of the table top as well as the box frame. Legs are angled triangle tubing that adjust from 26" - 40" height in 1" increments.

**WEIGHT CAPACITY:** 400 lbs

### LAMINATE & MATCHING 3MM EDGE



FRENCH PEAR  
FPR



MISSION MAPLE  
MIM



NORTH SEA GRAY  
NOS



3mm Edge

3/4" top with 3mm flat edge.  
E to follow Model No.

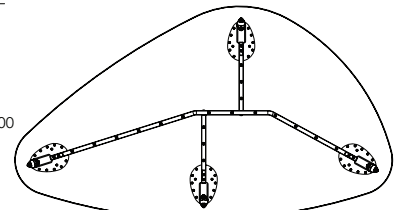
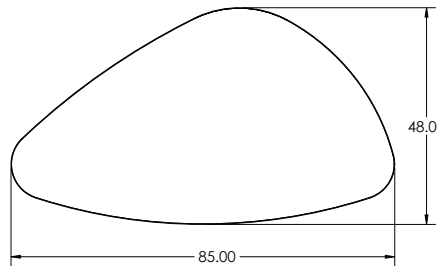
### FRAME COLOR:



SILVER  
SLV

### DIMENSIONS + FREIGHT

Model	Description	D"	W"	H"	F.C.	Cube	WT
56011E	w/ glides	48	85	26-40			89
	shipping dimensions	41	86	92	70	43	256
56012E	w/ casters	48	85	26-40			89
	shipping dimensions	40	66	92	70	43	258



BOTTOM VIEW

