



OVERVIEW

Elemental tables have optional color casters and matching color leg sets. The unique color legs comes in three configurations; fixed height (EG), adjustable height (EA), fixed height for use with casters (EC), and low range adjustable height (EL).

MATERIALS

The 1 1/4" thick work surface consists of a 45 lb density particle board core with a 0.030" high pressure laminated surface and a 0.020" melamine backer sheet. The edge of the tabletop features your choice of a 3/8" bumper t-mold or 4mm t-mold, which is then fastened to the underside of the work surface every 6 to 8 inches to assure a long lasting fit. Mounted under the work surface is a 14 gauge steel 'X' shaped stiffener for reinforcement.

LEG STYLE 14 15

1. EG - Fixed-Height 30"
2. EC - Fixed-Height 27" (use w/ 3" casters = 30"H).
3. EA - Adjustable Height 19" - 33" (with glides)
4. EL - Low Range Adjustable Height 11" - 17" (with glides)

The Elemental leg sets are constructed of 14-gauge steel with a durable powdercoat paint finish in one of five colors. The legs are reinforced by a gusseted, 'spade' shaped, mounting plate. Each one of the 6 legs attach to the pre-drilled holes in the top with 10 #10 x 5/8" screws per leg. Legs come standard with a nylon base glide.

OPTIONAL CASTERS



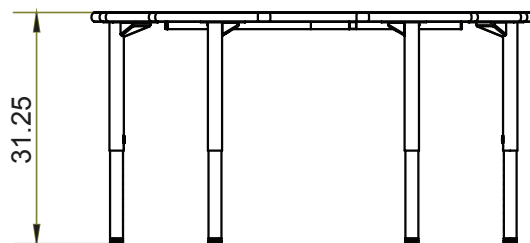
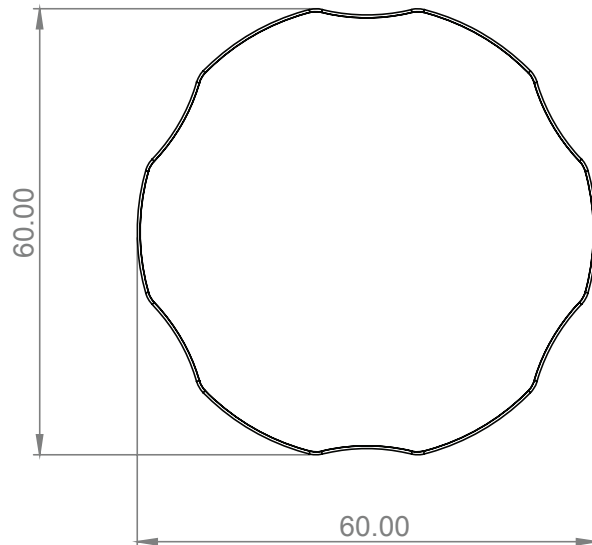
Optional dual-wheel 3" casters available, ordered separately as their own line item. Flower Table uses 6-pack, model 17599

BUILD PART NUMBER

EL	F	L	W	R	7	8	9	10	11	12	13	14	15
	Choose MODEL				Pick Laminate Color			Pick Edge Color	Pick Leg Color			Pick Leg Style	

DIMENSIONS

Model	Description	Leg Type	D"	W"	H"	WT
ELFLWR - EG	Flower Table	Fixed height w/glides	60	60	30	156
ELFLWR - EC	Flower Table	Fixed height w/glides	60	60	27.5	156
ELFLWR - EC	Flower Table	Fixed height w/casters	60	60	30	156
ELFLWR - EA	Flower Table	Adj. height w/glides	60	60	19-33	156
ELFLWR - EL	Flower Table	Low range w/glides	60	60	11-17	156



STANDARD LAMINATE OPTIONS

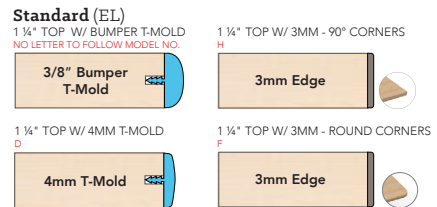
Want to specify a different laminate?

No problem. If you have 20 or more tops of the same color -60 or -38 there is no upcharge. Have 20 or less? We can quote for you with the Wilsonart code and - finish style. We can specify other laminates - call to inquire and get a quote.

SUGGESTED SURFACE LAMINATE OPTIONS 7 8 9



Top and Edge Options: 1 2




When the WilsonArt Laminate code includes a "Y", "K", "-12", "-78", "Aeon" etc, these are special laminates with an upcharge, even when it contains -38 or -60.

STANDARD EDGE COLOR OPTIONS 10



LEG COLOR OPTIONS **Additional Lead Time* 11 12 13



EDGE COLOR OPTIONS WITH ADDITIONAL LEAD TIME 10



ELEMENTAL LEG STYLE 14 15



3" Casters make table height 30."

Castors sold separately

LEG STYLE:

1. EG - Fixed-Height 30"
2. EC - Fixed-Height 27" (use w/ 3" casters = 30"H).
3. EA - Adjustable Height (19" - 33" w/ glides) (21.5" - 35.5" w/ 3" casters)
4. EL - Low Range Adjustable (11" - 17" w/ glides) (13.5" - 19.5" w/ 3" casters)