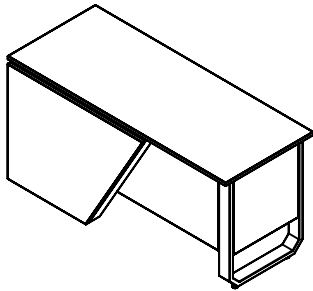




# Motum™

## 24" x 60" Teacher Desk

MODEL#: 58000PLT-58003PLT



### OVERVIEW

The Motum™ Teacher Desk has a sleek wheelbarrow design with lockable casters. When sitting at the desk lockable box file or ped with removeable totes can be accessed on your right side or left side dependent on the model.

### MATERIALS

The WORK SURFACE is constructed with 24" x 72" laminated particle board top. Below when sitting at the desk lockable box file can be accessed on your right side or left side dependent on model. The Teacher Desk with totes has lockable ped with removable totes can be accessed on your right side. Door opens right to left or left to right dependent on model.

The left or right LEG is constructed with cold rolled steel, and the desk also has abs totes and plastic casters.

### SUGGESTED LAMINATE OPTIONS

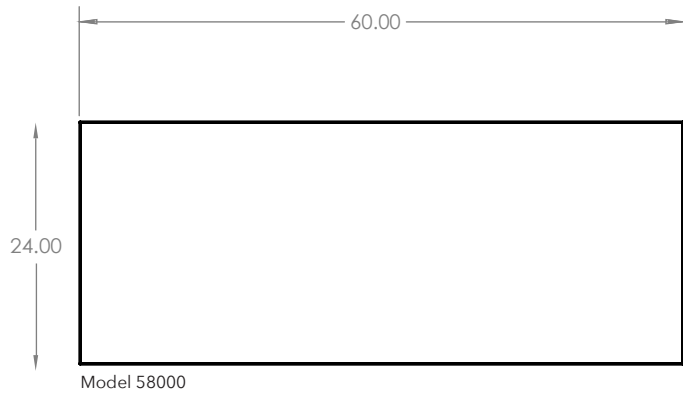


### FRAME FINISHES

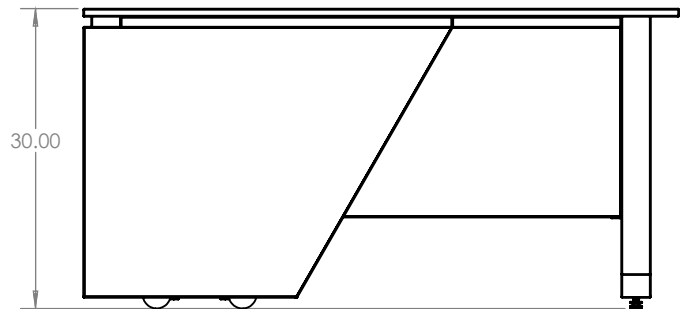


### DIMENSIONS

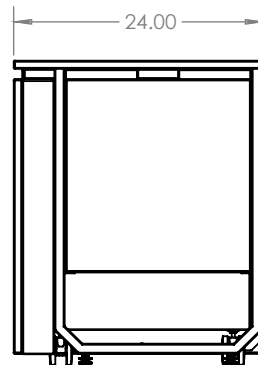
Model	Description	D"	W"	H"
58000 PLT / _ _ _	24" x 60" Teacher Desk - Box/Box/file	60	24	30
58001 PLT / _ _ _	24" x 60" Teacher Desk - Box/Box/file	60	24	30
58002 PLT / _ _ _	24" x 60" Teacher Desk - w/Totes, Right-hand	60	24	30
58003 PLT / _ _ _	24" x 60" Teacher Desk - w/Totes, Left Hand	60	24	30



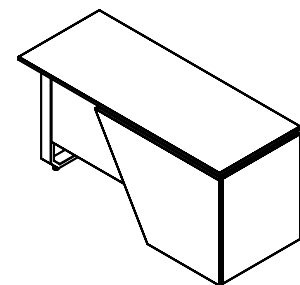
Model 58000



Model 58000



Model 58000



Model 58001  
File Left Hand (LH) shown