



Elemental®

72" Squiggle Table

MODEL#: EL72SG



OVERVIEW

Elemental® tables have optional colored casters and matching colored leg sets. The unique colored legs comes in four configurations; fixed height (EG), adjustable height (EA), fixed height for use with casters (EC), or low range adjustable (EL).

MATERIALS

The 1 1/4" thick WORK SURFACE consists of a 45lb density particle board core with a 0.030" high pressure laminated surface and a 0.020" melamine backer sheet. The edge of the tabletop features your choice of a 3/8" bumper t-mold or 4mm t-mold, which is then fastened to the underside of the work surface every 6 to 8 inches to assure a long lasting fit. Mounted under the work surface is a 14 gauge steel STIFFENER for reinforcement.

LEG STYLE 14 15

1. "EG" - Fixed-Height 30"
2. "EC" - Fixed-Height 27" ** (use w/ 3" casters = 30"H).
3. "EA" - Adjustable Height 19" - 33" (with glides)
4. "EL" - Low Range Adjustable 11"-17" (with glides)

The Elemental LEG SETS are constructed of 14-gauge steel with a durable powdercoat paint finish in one of five colors. The legs are reinforced by a gusseted, 'spade' shaped, mounting plate. Each one of the 4 legs attach to the pre-drilled holes in the top with 10 #10 x 5/8" screws per leg. Legs come standard with a nylon base glide.

ADD COLORED CASTERS



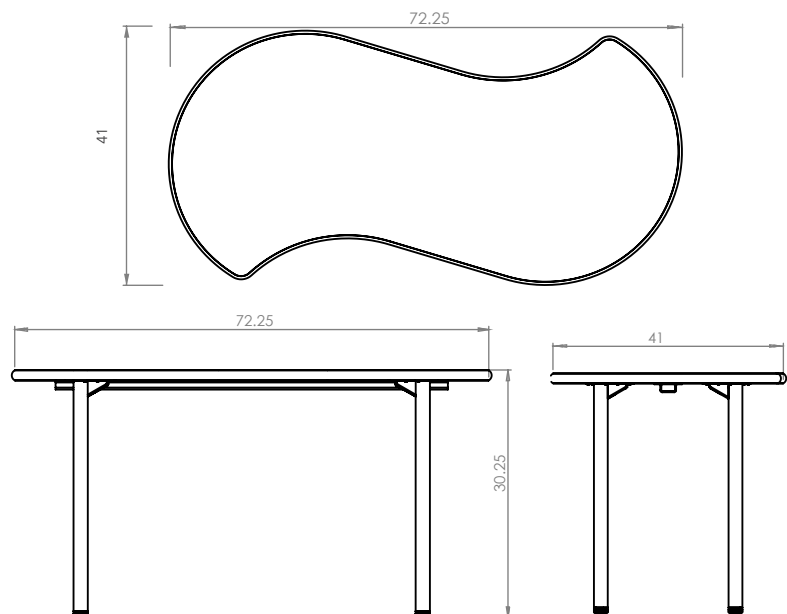
* REMINDER: Casters sold separately! (17577 ___ [4-pack])

BUILD PART NUMBER

EL	7	2	S	G	7	8	9	10	11	12	13	14	15	
or E8	Choose MODEL				Pick Laminate Color				Pick Leg Color				Pick Leg Style	
					Pick Edge color				Fixed-height with Glide (EG) leg set is standard.					

DIMENSIONS

Model	Description	D"	W"	H"	F.C.	Cube	WT
EL72SG...EG	72" Squiggle Table	41	72	30	70	3.9	104
EL72SG...EC	72" Squiggle Table	41	72	27.5	70	3.9	99
EL72SG...EA	72" Squiggle Table	41	72	19-33	70	3.9	106
EL72SG...EL	72" Squiggle Table	41	72	11-17	70	3.9	105



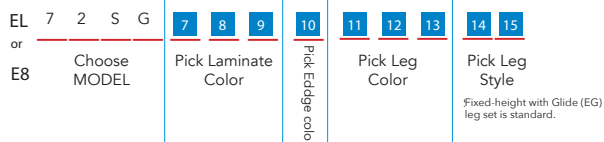
**drawings shown with 'EC' style legs, with optional 3" casters added.
**3" Casters make table height 30."
* REMINDER: Casters sold separately! (17577 ___)

STANDARD LAMINATE OPTIONS


Want to specify a different laminate?

No problem. If you have 20 or more tops of the same color -60 or -38 there is no upcharge. Have 20 or less? We can quote for you with the Wilsonart code and - finish style. We can specify other laminates - call to inquire and get a quote.


BUILD PART NUMBER



SUGGESTED LAMINATE OPTIONS



Classic Standard Laminates:



All 15 of the standard laminates are -60 finish, if you need to match a laminate from a previous year, please let us know on your order (example Pewter Mesh 4878-38, our standard is -60).

When the WilsonArt Laminate code includes a "Y", "K", "-12", "-78", "Aeon" etc, these are special laminates with an upcharge, even when it contains -38 or -60.

STANDARD EDGE COLOR OPTIONS



ELEMENTAL LEG COLOR



ELEMENTAL LEG COLOR



LEG STYLE:

1. "EG" - Fixed-Height 30"
2. "EC" - Fixed-Height 27"
(use w/ 3" casters = 30"H).
3. "EA" - Adjustable Height
(19" - 33" w/ glides)
(21.5" - 35.5" w/ 3" casters)
4. "EL" - Low Range Adjustable
(11" - 17" w/ glides)
(13.5" - 19.5" w/ 3" casters)

**3" Casters make table height 30."

* REMINDER:
Casters sold separately!