



Smith System®



Custom Materials Program (CMP)

Design without limits. Customize your Flowform Upholstered furniture with expanded material options.

Smith System's Custom Materials Program (CMP) gives designers and educators the freedom to personalize classroom furniture with a wide variety of vinyl options, from a variety of collections. This program expands creative possibilities while maintaining the quality, durability, and performance you expect from Smith System.

Vinyl Options & Grading

- CMP offers an ever-growing selection of approved vinyl materials.
- Each vinyl is assigned a grade from 1 to 10, based on cost and material specifications.
- The Vinyl Buying Guide provides detailed pricing for each Flowform item across all grades.
- A minimum order of five pieces in the same CMP vinyl pattern and color is required.

Two-Color Specifications

- Most Flowform pieces can be specified in two colors to create dynamic, custom designs.
- When selecting two materials, use the list price of the higher graded material for accurate pricing.

CMP Spec Forms

To ensure accuracy in orders:

- Complete the CMP Spec Form for all custom fabrics or two-color designs.
- A separate form must be filled out for each Flowform piece included in your order.

Stay Updated

The list of approved vinyl options is regularly updated, giving you more choices for creative expression in your classroom or learning space.

For the latest vinyl selections, please refer to the [Smith System CMP resources page](#) or contact your Smith System representative.



Flowform 18" Ottoman

Model: 55001

Project Name: _____

Dealer PO No: _____ Smith System QQ No: _____

Primary Pattern & Direction (1)

Manufacturer: _____

Fabric Name: _____

Color: _____

Upload an image of the fabric pattern you are requesting below. **Save image file rotated the way it is intended to appear on the Primary (grey) surfaces.**

◇ Fabric Image Not To Scale

◇ Bolt Orientation Not Identified By Image

Secondary Pattern & Direction (2)

Manufacturer: _____

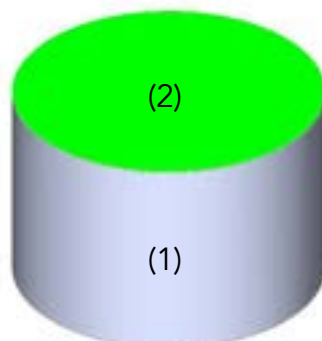
Fabric Name: _____

Color: _____

Upload an image of the fabric pattern you are requesting below. **Save image file rotated the way it is intended to appear on the Secondary (green) surfaces.**

◇ Fabric Image Not To Scale

◇ Bolt Orientation Not Identified By Image





Flowform® 18" Bean Bench - Small

Model: 55002

Project Name: _____

Dealer PO No: _____ Smith System QQ No: _____

Primary Pattern & Direction (1)

Manufacturer: _____

Fabric Name: _____

Color: _____

Upload an image of the fabric pattern you are requesting below. **Save image file rotated the way it is intended to appear on the Primary (grey) surfaces.**

◇ Fabric Image Not To Scale

◇ Bolt Orientation Not Identified By Image

Secondary Pattern & Direction (2)

Manufacturer: _____

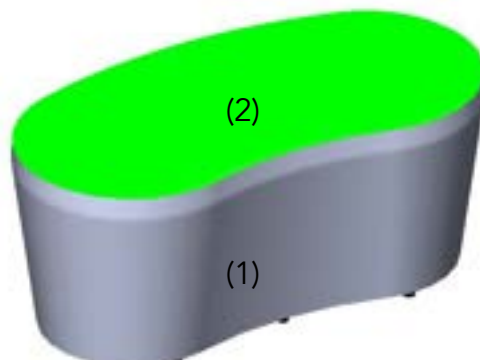
Fabric Name: _____

Color: _____

Upload an image of the fabric pattern you are requesting below. **Save image file rotated the way it is intended to appear on the Secondary (green) surfaces.**

◇ Fabric Image Not To Scale

◇ Bolt Orientation Not Identified By Image





Flowform® 18" Bean Bench - Large

Model: 55003

Project Name: _____

Dealer PO No: _____ Smith System QQ No: _____

Primary Pattern & Direction (1)

Manufacturer: _____

Fabric Name: _____

Color: _____

Upload an image of the fabric pattern you are requesting below. **Save image file rotated the way it is intended to appear on the Primary (grey) surfaces.**

◇ Fabric Image Not To Scale

◇ Bolt Orientation Not Identified By Image

Secondary Pattern & Direction (2)

Manufacturer: _____

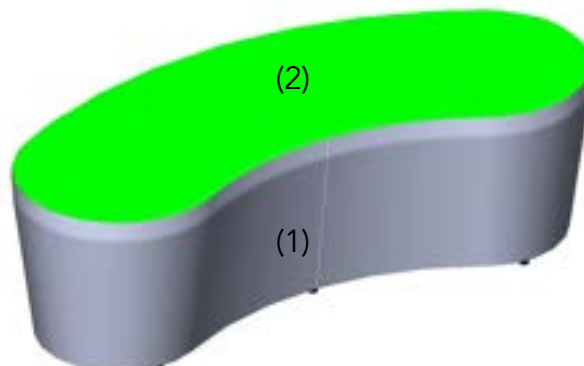
Fabric Name: _____

Color: _____

Upload an image of the fabric pattern you are requesting below. **Save image file rotated the way it is intended to appear on the Secondary (green) surfaces.**

◇ Fabric Image Not To Scale

◇ Bolt Orientation Not Identified By Image





Flowform® 18" Straight Bench

Model: 55004

Project Name: _____

Dealer PO No: _____ Smith System QQ No: _____

Primary Pattern & Direction (1)

Manufacturer: _____

Fabric Name: _____

Color: _____

Upload an image of the fabric pattern you are requesting below. **Save image file rotated the way it is intended to appear on the Primary (grey) surfaces.**

◇ Fabric Image Not To Scale

◇ Bolt Orientation Not Identified By Image

Secondary Pattern & Direction (2)

Manufacturer: _____

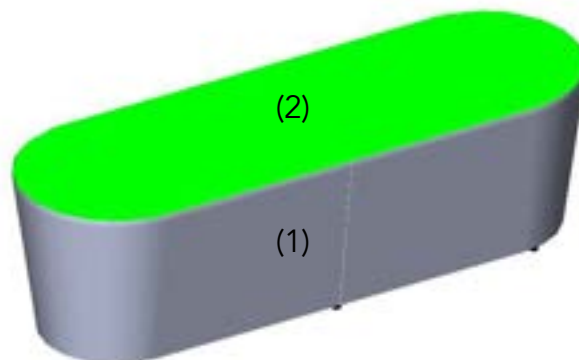
Fabric Name: _____

Color: _____

Upload an image of the fabric pattern you are requesting below. **Save image file rotated the way it is intended to appear on the Secondary (green) surfaces.**

◇ Fabric Image Not To Scale

◇ Bolt Orientation Not Identified By Image





Flowform® Curved Divider

Model: 55005

Project Name: _____

Dealer PO No: _____ Smith System QQ No: _____

Primary Pattern & Direction (1)

Manufacturer: _____

Fabric Name: _____

Color: _____

Upload an image of the fabric pattern you are requesting below. **Save image file rotated the way it is intended to appear on the Primary (grey) surfaces.**

◇ Fabric Image Not To Scale

◇ Bolt Orientation Not Identified By Image

Secondary Pattern & Direction (2)

Manufacturer: _____

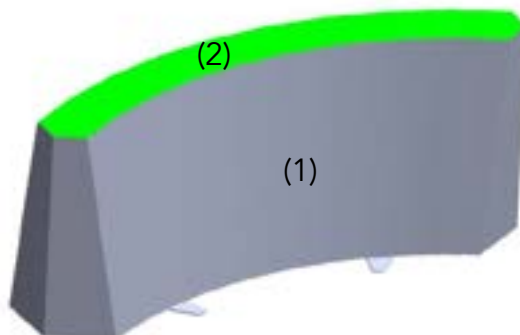
Fabric Name: _____

Color: _____

Upload an image of the fabric pattern you are requesting below. **Save image file rotated the way it is intended to appear on the Secondary (green) surfaces.**

◇ Fabric Image Not To Scale

◇ Bolt Orientation Not Identified By Image





Flowform® Straight Divider

Model: 55006

Project Name: _____

Dealer PO No: _____ Smith System QQ No: _____

Primary Pattern & Direction (1)

Manufacturer: _____

Fabric Name: _____

Color: _____

Upload an image of the fabric pattern you are requesting below. **Save image file rotated the way it is intended to appear on the Primary (grey) surfaces.**

⚡ Fabric Image Not To Scale

⚡ Bolt Orientation Not Identified By Image

Secondary Pattern & Direction (2)

Manufacturer: _____

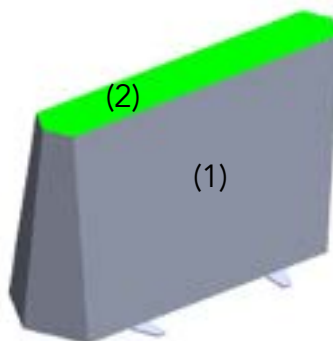
Fabric Name: _____

Color: _____

Upload an image of the fabric pattern you are requesting below. **Save image file rotated the way it is intended to appear on the Secondary (green) surfaces.**

⚡ Fabric Image Not To Scale

⚡ Bolt Orientation Not Identified By Image





Flowform® Tapered Cylinder Stool

Model: 55007

Project Name: _____

Dealer PO No: _____ Smith System QQ No: _____

Primary Pattern & Direction (1)

Manufacturer: _____

Fabric Name: _____

Color: _____

Upload an image of the fabric pattern you are requesting below. **Save image file rotated the way it is intended to appear on the Primary (grey) surfaces.**

◇ Fabric Image Not To Scale

◇ Bolt Orientation Not Identified By Image

Secondary Pattern & Direction (2)

Manufacturer: _____

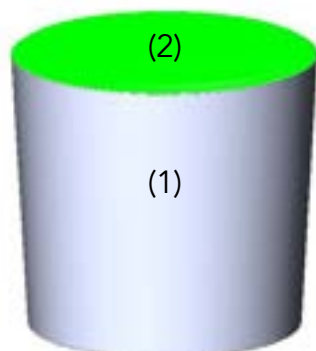
Fabric Name: _____

Color: _____

Upload an image of the fabric pattern you are requesting below. **Save image file rotated the way it is intended to appear on the Secondary (green) surfaces.**

◇ Fabric Image Not To Scale

◇ Bolt Orientation Not Identified By Image





Flowform® 18” Square Ottoman

Model: 55008

Project Name: _____

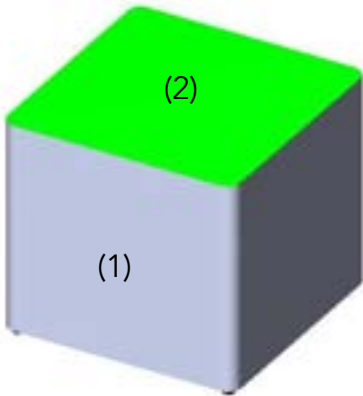
Dealer PO No: _____ Smith System QQ No: _____

Primary Pattern & Direction (1)

Manufacturer: _____
Fabric Name: _____
Color: _____
Upload an image of the fabric pattern you are requesting below. Save image file rotated the way it is intended to appear on the Primary (grey) surfaces.
<div></div>
⋄ Fabric Image Not To Scale
⋄ Bolt Orientation Not Identified By Image

Secondary Pattern & Direction (2)

Manufacturer: _____
Fabric Name: _____
Color: _____
Upload an image of the fabric pattern you are requesting below. Save image file rotated the way it is intended to appear on the Secondary (green) surfaces.
<div></div>
⋄ Fabric Image Not To Scale
⋄ Bolt Orientation Not Identified By Image





Flowform® 18" Hexagon Ottoman

Model: 55009

Project Name: _____

Dealer PO No: _____ Smith System QQ No: _____

Primary Pattern & Direction (1)

Manufacturer: _____

Fabric Name: _____

Color: _____

Upload an image of the fabric pattern you are requesting below. **Save image file rotated the way it is intended to appear on the Primary (grey) surfaces.**

◇ Fabric Image Not To Scale

◇ Bolt Orientation Not Identified By Image

Secondary Pattern & Direction (2)

Manufacturer: _____

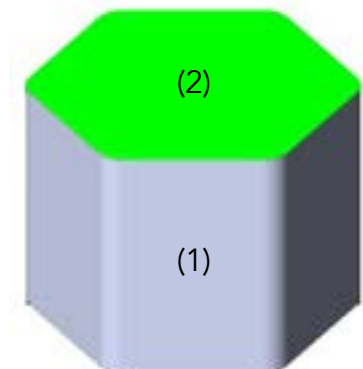
Fabric Name: _____

Color: _____

Upload an image of the fabric pattern you are requesting below. **Save image file rotated the way it is intended to appear on the Secondary (green) surfaces.**

◇ Fabric Image Not To Scale

◇ Bolt Orientation Not Identified By Image





Flowform® Learn Lounge Single Seat

Model: 55010

Project Name: _____

Dealer PO No: _____ Smith System QQ No: _____

Primary Pattern & Direction (1)

Manufacturer: _____

Fabric Name: _____

Color: _____

Upload an image of the fabric pattern you are requesting below. **Save image file rotated the way it is intended to appear on the Primary (grey) surfaces.**

◇ Fabric Image Not To Scale

◇ Bolt Orientation Not Identified By Image

Secondary Pattern & Direction (2)

Manufacturer: _____

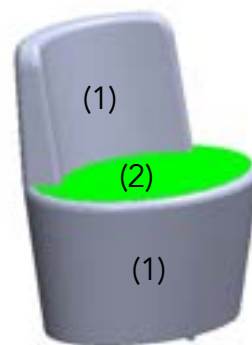
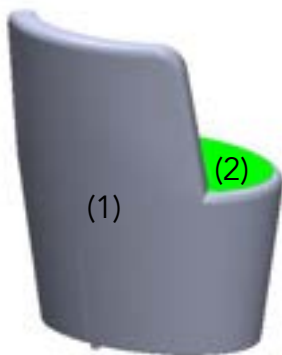
Fabric Name: _____

Color: _____

Upload an image of the fabric pattern you are requesting below. **Save image file rotated the way it is intended to appear on the Secondary (green) surfaces.**

◇ Fabric Image Not To Scale

◇ Bolt Orientation Not Identified By Image





Flowform® Learn Lounge Double Seat

Model: 55011

Project Name: _____

Dealer PO No: _____ Smith System QQ No: _____

Primary Pattern & Direction (1)

Manufacturer: _____

Fabric Name: _____

Color: _____

Upload an image of the fabric pattern you are requesting below. **Save image file rotated the way it is intended to appear on the Primary (grey) surfaces.**

◇ Fabric Image Not To Scale

◇ Bolt Orientation Not Identified By Image

Secondary Pattern & Direction (2)

Manufacturer: _____

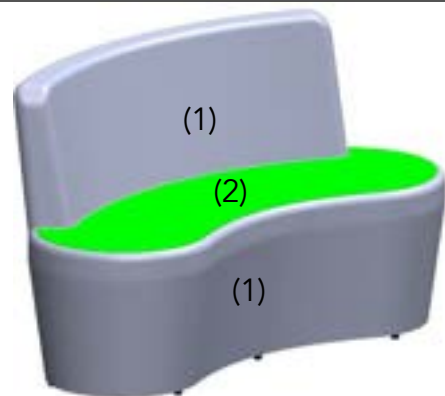
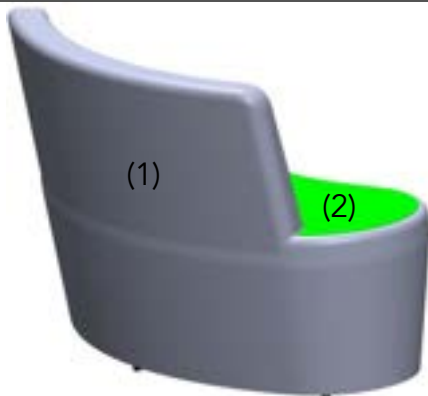
Fabric Name: _____

Color: _____

Upload an image of the fabric pattern you are requesting below. **Save image file rotated the way it is intended to appear on the Secondary (green) surfaces.**

◇ Fabric Image Not To Scale

◇ Bolt Orientation Not Identified By Image





Smith System®

Custom Material Program Spec Form

Flowform® 15" Bean Bench - Small

Model: 55018

Project Name: _____

Dealer PO No: _____ Smith System QQ No: _____

Primary Pattern & Direction (1)

Manufacturer: _____

Fabric Name: _____

Color: _____

Upload an image of the fabric pattern you are requesting below. **Save image file rotated the way it is intended to appear on the Primary (grey) surfaces.**

◇ Fabric Image Not To Scale

◇ Bolt Orientation Not Identified By Image

Secondary Pattern & Direction (2)

Manufacturer: _____

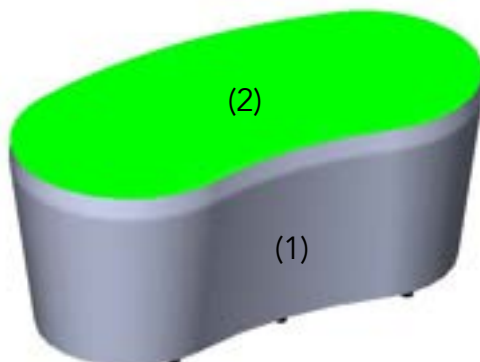
Fabric Name: _____

Color: _____

Upload an image of the fabric pattern you are requesting below. **Save image file rotated the way it is intended to appear on the Secondary (green) surfaces.**

◇ Fabric Image Not To Scale

◇ Bolt Orientation Not Identified By Image





Flowform® 15" Bean Bench - Large

Model: 55019

Project Name: _____

Dealer PO No: _____ Smith System QQ No: _____

Primary Pattern & Direction (1)

Manufacturer: _____

Fabric Name: _____

Color: _____

Upload an image of the fabric pattern you are requesting below. **Save image file rotated the way it is intended to appear on the Primary (grey) surfaces.**

◇ Fabric Image Not To Scale

◇ Bolt Orientation Not Identified By Image

Secondary Pattern & Direction (2)

Manufacturer: _____

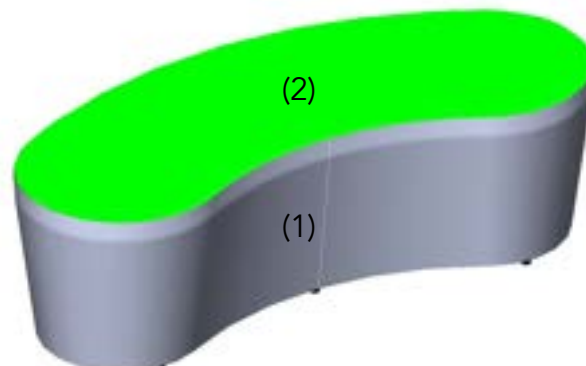
Fabric Name: _____

Color: _____

Upload an image of the fabric pattern you are requesting below. **Save image file rotated the way it is intended to appear on the Secondary (green) surfaces.**

◇ Fabric Image Not To Scale

◇ Bolt Orientation Not Identified By Image





Flowform® 15" Straight Bench

Model: 55020

Project Name: _____

Dealer PO No: _____ Smith System QQ No: _____

Primary Pattern & Direction (1)

Manufacturer: _____

Fabric Name: _____

Color: _____

Upload an image of the fabric pattern you are requesting below. **Save image file rotated the way it is intended to appear on the Primary (grey) surfaces.**

◇ Fabric Image Not To Scale

◇ Bolt Orientation Not Identified By Image

Secondary Pattern & Direction (2)

Manufacturer: _____

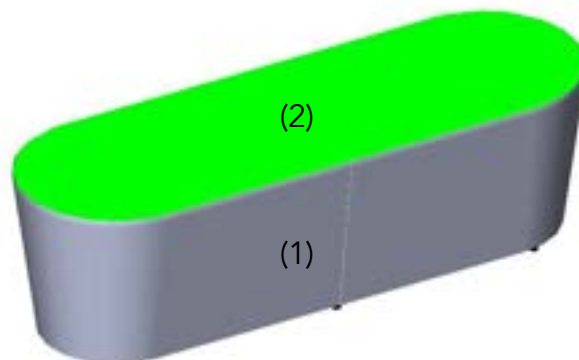
Fabric Name: _____

Color: _____

Upload an image of the fabric pattern you are requesting below. **Save image file rotated the way it is intended to appear on the Secondary (green) surfaces.**

◇ Fabric Image Not To Scale

◇ Bolt Orientation Not Identified By Image





Flowform® Motion Stool

Model: 55028

Project Name: _____

Dealer PO No: _____ Smith System QQ No: _____

Primary Pattern & Direction (1)

Manufacturer: _____

Fabric Name: _____

Color: _____

Upload an image of the fabric pattern you are requesting below. **Save image file rotated the way it is intended to appear on the Primary (grey) surfaces.**

◇ Fabric Image Not To Scale

◇ Bolt Orientation Not Identified By Image

Secondary Pattern & Direction (2)

Manufacturer: _____

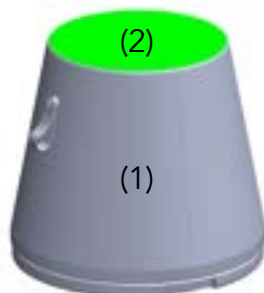
Fabric Name: _____

Color: _____

Upload an image of the fabric pattern you are requesting below. **Save image file rotated the way it is intended to appear on the Secondary (green) surfaces.**

◇ Fabric Image Not To Scale

◇ Bolt Orientation Not Identified By Image





Flowform® 15" Ottoman

Model: 55029

Project Name: _____

Dealer PO No: _____ Smith System QQ No: _____

Primary Pattern & Direction (1)

Manufacturer: _____

Fabric Name: _____

Color: _____

Upload an image of the fabric pattern you are requesting below. **Save image file rotated the way it is intended to appear on the Primary (grey) surfaces.**

⋄ Fabric Image Not To Scale

⋄ Bolt Orientation Not Identified By Image

Secondary Pattern & Direction (2)

Manufacturer: _____


Fabric Name: _____

Color: _____

Upload an image of the fabric pattern you are requesting below. **Save image file rotated the way it is intended to appear on the Secondary (green) surfaces.**

⋄ Fabric Image Not To Scale

⋄ Bolt Orientation Not Identified By Image





Flowform® 18" Soft Rocker

Model: 55035

Project Name: _____

Dealer PO No: _____ Smith System QQ No: _____

Primary Pattern & Direction (1)

Manufacturer: _____

Fabric Name: _____

Color: _____

Upload an image of the fabric pattern you are requesting below. **Save image file rotated the way it is intended to appear on the Primary (grey) surfaces.**

◇ Fabric Image Not To Scale

◇ Bolt Orientation Not Identified By Image

Secondary Pattern & Direction (2)

Manufacturer: _____

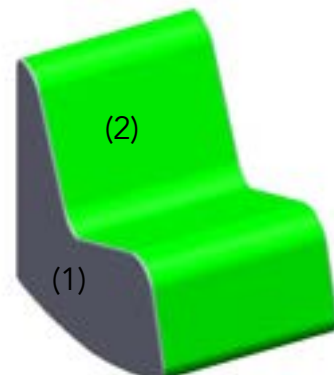
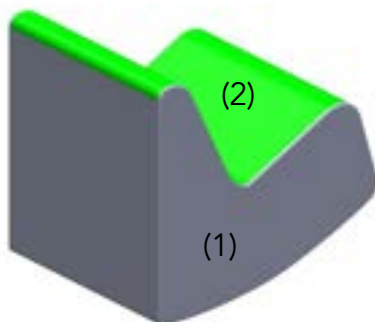
Fabric Name: _____

Color: _____

Upload an image of the fabric pattern you are requesting below. **Save image file rotated the way it is intended to appear on the Secondary (green) surfaces.**

◇ Fabric Image Not To Scale

◇ Bolt Orientation Not Identified By Image





Flowform® Modular 18" Single Seat

Model: 55059

Project Name: _____

Dealer PO No: _____ Smith System QQ No: _____

Primary Pattern & Direction (1)

Manufacturer: _____

Fabric Name: _____

Color: _____

Upload an image of the fabric pattern you are requesting below. **Save image file rotated the way it is intended to appear on the Primary (grey) surfaces.**

◇ Fabric Image Not To Scale

◇ Bolt Orientation Not Identified By Image

Secondary Pattern & Direction (2)

Manufacturer: _____

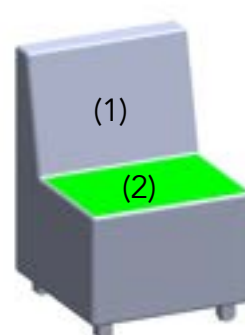
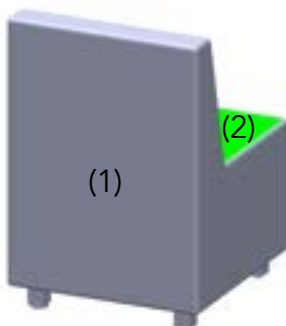
Fabric Name: _____

Color: _____

Upload an image of the fabric pattern you are requesting below. **Save image file rotated the way it is intended to appear on the Secondary (green) surfaces.**

◇ Fabric Image Not To Scale

◇ Bolt Orientation Not Identified By Image





Flowform® Modular 18" Double Seat

Model: 55060

Project Name: _____

Dealer PO No: _____ Smith System QQ No: _____

Primary Pattern & Direction (1)

Manufacturer: _____

Fabric Name: _____

Color: _____

Upload an image of the fabric pattern you are requesting below. **Save image file rotated the way it is intended to appear on the Primary (grey) surfaces.**

◇ Fabric Image Not To Scale

◇ Bolt Orientation Not Identified By Image

Secondary Pattern & Direction (2)

Manufacturer: _____

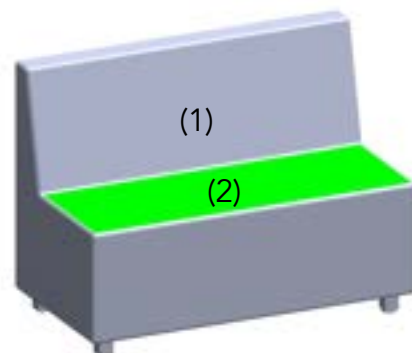
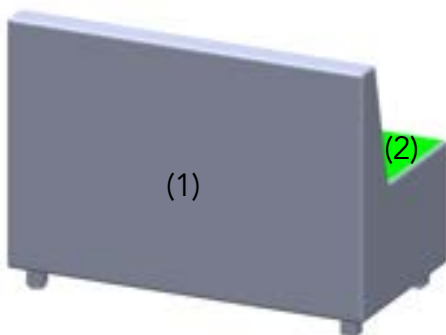
Fabric Name: _____

Color: _____

Upload an image of the fabric pattern you are requesting below. **Save image file rotated the way it is intended to appear on the Secondary (green) surfaces.**

◇ Fabric Image Not To Scale

◇ Bolt Orientation Not Identified By Image





Flowform® Modular 18" 45 Degree Seat

Model: 55061

Project Name: _____

Dealer PO No: _____ Smith System QQ No: _____

Primary Pattern & Direction (1)

Manufacturer: _____

Fabric Name: _____

Color: _____

Upload an image of the fabric pattern you are requesting below. **Save image file rotated the way it is intended to appear on the Primary (grey) surfaces.**

⋄ Fabric Image Not To Scale

⋄ Bolt Orientation Not Identified By Image

Secondary Pattern & Direction (2)

Manufacturer: _____

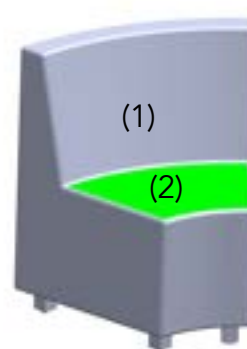
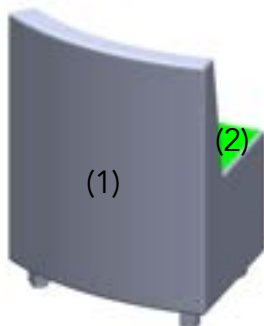
Fabric Name: _____

Color: _____

Upload an image of the fabric pattern you are requesting below. **Save image file rotated the way it is intended to appear on the Secondary (green) surfaces.**

⋄ Fabric Image Not To Scale

⋄ Bolt Orientation Not Identified By Image





Flowform® Modular 18" 90 Degree Seat

Model: 55062

Project Name: _____

Dealer PO No: _____ Smith System QQ No: _____

Primary Pattern & Direction (1)

Manufacturer: _____

Fabric Name: _____

Color: _____

Upload an image of the fabric pattern you are requesting below. **Save image file rotated the way it is intended to appear on the Primary (grey) surfaces.**

◇ Fabric Image Not To Scale

◇ Bolt Orientation Not Identified By Image

Secondary Pattern & Direction (2)

Manufacturer: _____

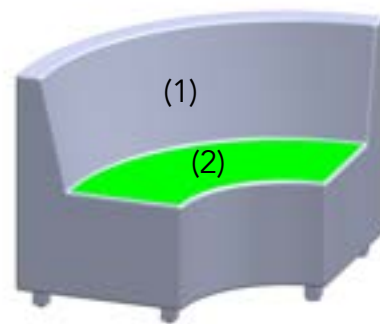
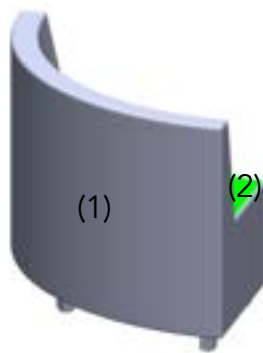
Fabric Name: _____

Color: _____

Upload an image of the fabric pattern you are requesting below. **Save image file rotated the way it is intended to appear on the Secondary (green) surfaces.**

◇ Fabric Image Not To Scale

◇ Bolt Orientation Not Identified By Image





Flowform® Modular 18" 45 Degree Wedge

Model: 55063

Project Name: _____

Dealer PO No: _____ Smith System QQ No: _____

Primary Pattern & Direction (1)

Manufacturer: _____

Fabric Name: _____

Color: _____

Upload an image of the fabric pattern you are requesting below. **Save image file rotated the way it is intended to appear on the Primary (grey) surfaces.**

◇ Fabric Image Not To Scale

◇ Bolt Orientation Not Identified By Image

Secondary Pattern & Direction (2)

Manufacturer: _____

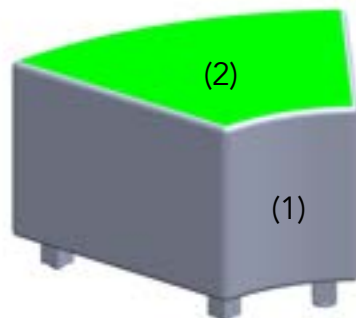
Fabric Name: _____

Color: _____

Upload an image of the fabric pattern you are requesting below. **Save image file rotated the way it is intended to appear on the Secondary (green) surfaces.**

◇ Fabric Image Not To Scale

◇ Bolt Orientation Not Identified By Image





Flowform® Modular 18" 90 Degree Wedge

Model: 55064

Project Name: _____

Dealer PO No: _____ Smith System QQ No: _____

Primary Pattern & Direction (1)

Manufacturer: _____

Fabric Name: _____

Color: _____

Upload an image of the fabric pattern you are requesting below. **Save image file rotated the way it is intended to appear on the Primary (grey) surfaces.**

◇ Fabric Image Not To Scale

◇ Bolt Orientation Not Identified By Image

Secondary Pattern & Direction (2)

Manufacturer: _____

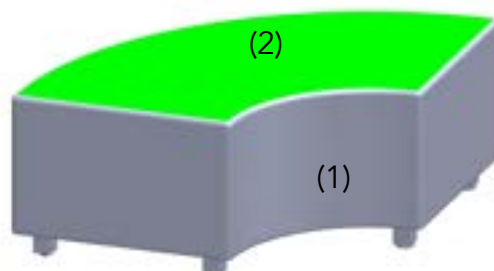
Fabric Name: _____

Color: _____

Upload an image of the fabric pattern you are requesting below. **Save image file rotated the way it is intended to appear on the Secondary (green) surfaces.**

◇ Fabric Image Not To Scale

◇ Bolt Orientation Not Identified By Image





Flowform® Modular 18" Square Ottoman

Model: 55065

Project Name: _____

Dealer PO No: _____ Smith System QQ No: _____

Primary Pattern & Direction (1)

Manufacturer: _____

Fabric Name: _____

Color: _____

Upload an image of the fabric pattern you are requesting below. **Save image file rotated the way it is intended to appear on the Primary (grey) surfaces.**

◇ Fabric Image Not To Scale

◇ Bolt Orientation Not Identified By Image

Secondary Pattern & Direction (2)

Manufacturer: _____

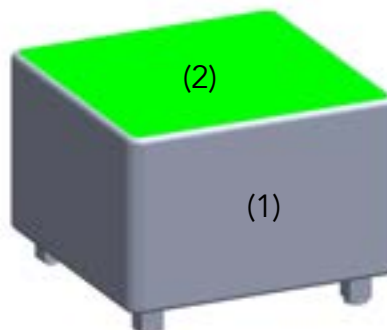
Fabric Name: _____

Color: _____

Upload an image of the fabric pattern you are requesting below. **Save image file rotated the way it is intended to appear on the Secondary (green) surfaces.**

◇ Fabric Image Not To Scale

◇ Bolt Orientation Not Identified By Image





Flowform® Modular 18" Rectangular Bench

Model: 55066

Project Name: _____

Dealer PO No: _____ Smith System QQ No: _____

Primary Pattern & Direction (1)

Manufacturer: _____

Fabric Name: _____

Color: _____

Upload an image of the fabric pattern you are requesting below. **Save image file rotated the way it is intended to appear on the Primary (grey) surfaces.**

⋄ Fabric Image Not To Scale

⋄ Bolt Orientation Not Identified By Image

Secondary Pattern & Direction (2)

Manufacturer: _____

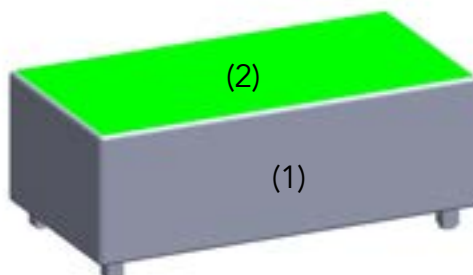
Fabric Name: _____

Color: _____

Upload an image of the fabric pattern you are requesting below. **Save image file rotated the way it is intended to appear on the Secondary (green) surfaces.**

⋄ Fabric Image Not To Scale

⋄ Bolt Orientation Not Identified By Image





Flowform® Modular 15" Single Seat

Model: 55067

Project Name: _____

Dealer PO No: _____ Smith System QQ No: _____

Primary Pattern & Direction (1)

Manufacturer: _____

Fabric Name: _____

Color: _____

Upload an image of the fabric pattern you are requesting below. **Save image file rotated the way it is intended to appear on the Primary (grey) surfaces.**

◇ Fabric Image Not To Scale

◇ Bolt Orientation Not Identified By Image

Secondary Pattern & Direction (2)

Manufacturer: _____

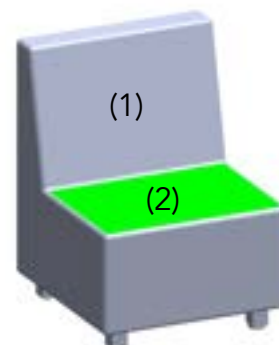
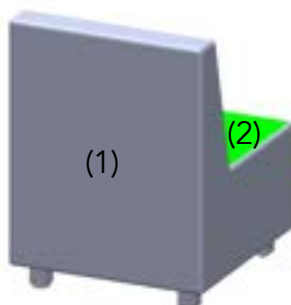
Fabric Name: _____

Color: _____

Upload an image of the fabric pattern you are requesting below. **Save image file rotated the way it is intended to appear on the Secondary (green) surfaces.**

◇ Fabric Image Not To Scale

◇ Bolt Orientation Not Identified By Image





Flowform® Modular 15” Double Seat

Model: 55068

Project Name: _____

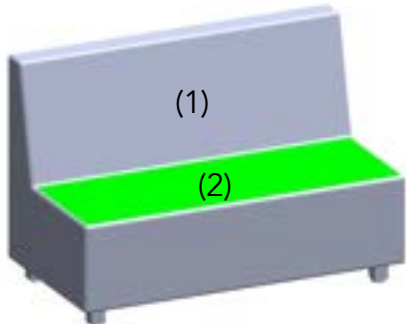
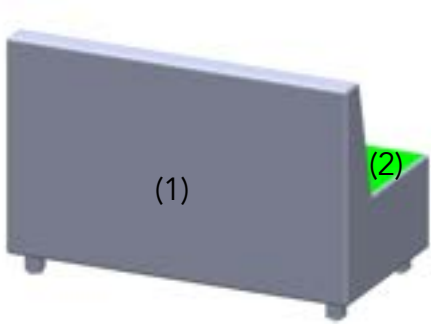
Dealer PO No: _____ Smith System QQ No: _____

Primary Pattern & Direction (1)

Manufacturer: _____
Fabric Name: _____
Color: _____
Upload an image of the fabric pattern you are requesting below. Save image file rotated the way it is intended to appear on the Primary (grey) surfaces.
<div></div>
⧫ Fabric Image Not To Scale
⧫ Bolt Orientation Not Identified By Image

Secondary Pattern & Direction (2)

Manufacturer: _____
Fabric Name: _____
Color: _____
Upload an image of the fabric pattern you are requesting below. Save image file rotated the way it is intended to appear on the Secondary (green) surfaces.
<div></div>
⧫ Fabric Image Not To Scale
⧫ Bolt Orientation Not Identified By Image





Flowform® Modular 15" 45 Degree Seat

Model: 55069

Project Name: _____

Dealer PO No: _____ Smith System QQ No: _____

Primary Pattern & Direction (1)

Manufacturer: _____

Fabric Name: _____

Color: _____

Upload an image of the fabric pattern you are requesting below. **Save image file rotated the way it is intended to appear on the Primary (grey) surfaces.**

◇ Fabric Image Not To Scale

◇ Bolt Orientation Not Identified By Image

Secondary Pattern & Direction (2)

Manufacturer: _____

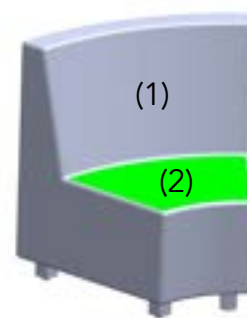
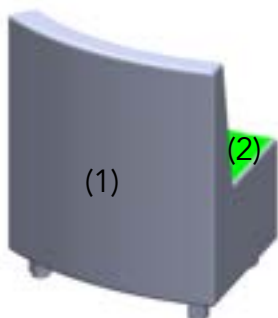
Fabric Name: _____

Color: _____

Upload an image of the fabric pattern you are requesting below. **Save image file rotated the way it is intended to appear on the Secondary (green) surfaces.**

◇ Fabric Image Not To Scale

◇ Bolt Orientation Not Identified By Image





Flowform® 15" Square Ottoman

Model: 55030

Project Name: _____

Dealer PO No: _____ Smith System QQ No: _____

Primary Pattern & Direction (1)

Manufacturer: _____

Fabric Name: _____

Color: _____

Upload an image of the fabric pattern you are requesting below. **Save image file rotated the way it is intended to appear on the Primary (grey) surfaces.**

◇ Fabric Image Not To Scale

◇ Bolt Orientation Not Identified By Image

Secondary Pattern & Direction (2)

Manufacturer: _____

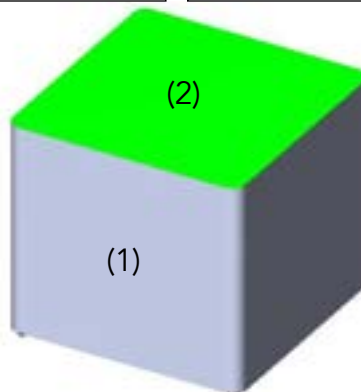
Fabric Name: _____

Color: _____

Upload an image of the fabric pattern you are requesting below. **Save image file rotated the way it is intended to appear on the Secondary (green) surfaces.**

◇ Fabric Image Not To Scale

◇ Bolt Orientation Not Identified By Image





Flowform® 15" Hexagon Ottoman

Model: 55031

Project Name: _____

Dealer PO No: _____ Smith System QQ No: _____

Primary Pattern & Direction (1)

Manufacturer: _____

Fabric Name: _____

Color: _____

Upload an image of the fabric pattern you are requesting below. **Save image file rotated the way it is intended to appear on the Primary (grey) surfaces.**

◇ Fabric Image Not To Scale

◇ Bolt Orientation Not Identified By Image

Secondary Pattern & Direction (2)

Manufacturer: _____

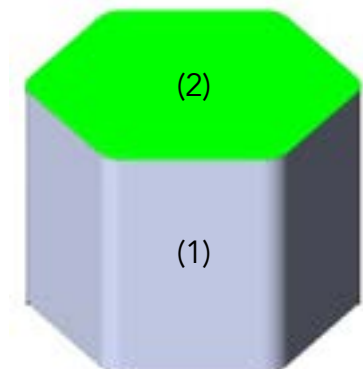
Fabric Name: _____

Color: _____

Upload an image of the fabric pattern you are requesting below. **Save image file rotated the way it is intended to appear on the Secondary (green) surfaces.**

◇ Fabric Image Not To Scale

◇ Bolt Orientation Not Identified By Image





Flowform® Modular 15" 90 Degree Seat

Model: 55070

Project Name: _____

Dealer PO No: _____ Smith System QQ No: _____

Primary Pattern & Direction (1)

Manufacturer: _____

Fabric Name: _____

Color: _____

Upload an image of the fabric pattern you are requesting below. **Save image file rotated the way it is intended to appear on the Primary (grey) surfaces.**

⚡ Fabric Image Not To Scale

⚡ Bolt Orientation Not Identified By Image

Secondary Pattern & Direction (2)

Manufacturer: _____

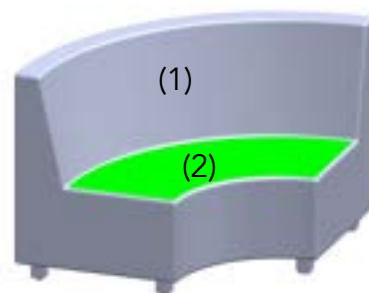
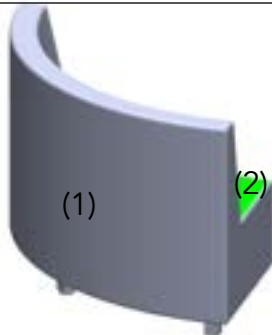
Fabric Name: _____

Color: _____

Upload an image of the fabric pattern you are requesting below. **Save image file rotated the way it is intended to appear on the Secondary (green) surfaces.**

⚡ Fabric Image Not To Scale

⚡ Bolt Orientation Not Identified By Image





Flowform® Modular 15" 45 Degree Wedge

Model: 55071

Project Name: _____

Dealer PO No: _____ Smith System QQ No: _____

Primary Pattern & Direction (1)

Manufacturer: _____

Fabric Name: _____

Color: _____

Upload an image of the fabric pattern you are requesting below. **Save image file rotated the way it is intended to appear on the Primary (grey) surfaces.**

◇ Fabric Image Not To Scale

◇ Bolt Orientation Not Identified By Image

Secondary Pattern & Direction (2)

Manufacturer: _____

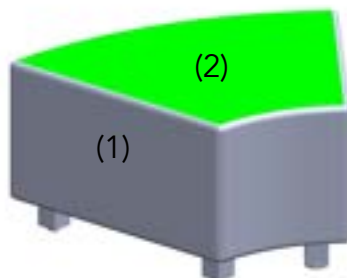
Fabric Name: _____

Color: _____

Upload an image of the fabric pattern you are requesting below. **Save image file rotated the way it is intended to appear on the Secondary (green) surfaces.**

◇ Fabric Image Not To Scale

◇ Bolt Orientation Not Identified By Image





Flowform® Modular 15" 90 Degree Wedge

Model: 55072

Project Name: _____

Dealer PO No: _____ Smith System QQ No: _____

Primary Pattern & Direction (1)

Manufacturer: _____

Fabric Name: _____

Color: _____

Upload an image of the fabric pattern you are requesting below. **Save image file rotated the way it is intended to appear on the Primary (grey) surfaces.**

◇ Fabric Image Not To Scale

◇ Bolt Orientation Not Identified By Image

Secondary Pattern & Direction (2)

Manufacturer: _____

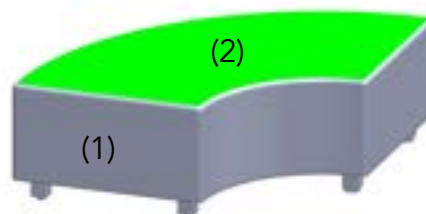
Fabric Name: _____

Color: _____

Upload an image of the fabric pattern you are requesting below. **Save image file rotated the way it is intended to appear on the Secondary (green) surfaces.**

◇ Fabric Image Not To Scale

◇ Bolt Orientation Not Identified By Image





Flowform® Modular 15" Square Ottoman

Model: 55073

Project Name: _____

Dealer PO No: _____ Smith System QQ No: _____

Primary Pattern & Direction (1)

Manufacturer: _____

Fabric Name: _____

Color: _____

Upload an image of the fabric pattern you are requesting below. **Save image file rotated the way it is intended to appear on the Primary (grey) surfaces.**

◇ Fabric Image Not To Scale

◇ Bolt Orientation Not Identified By Image

Secondary Pattern & Direction (2)

Manufacturer: _____

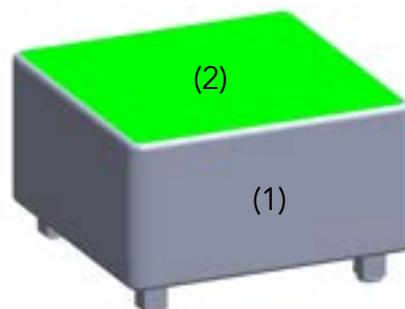
Fabric Name: _____

Color: _____

Upload an image of the fabric pattern you are requesting below. **Save image file rotated the way it is intended to appear on the Secondary (green) surfaces.**

◇ Fabric Image Not To Scale

◇ Bolt Orientation Not Identified By Image





Flowform® Modular 15" Rectangular Bench

Model: 55074

Project Name: _____

Dealer PO No: _____ Smith System QQ No: _____

Primary Pattern & Direction (1)

Manufacturer: _____

Fabric Name: _____

Color: _____

Upload an image of the fabric pattern you are requesting below. **Save image file rotated the way it is intended to appear on the Primary (grey) surfaces.**

◇ Fabric Image Not To Scale

◇ Bolt Orientation Not Identified By Image

Secondary Pattern & Direction (2)

Manufacturer: _____

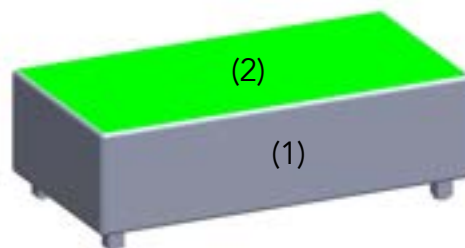
Fabric Name: _____

Color: _____

Upload an image of the fabric pattern you are requesting below. **Save image file rotated the way it is intended to appear on the Secondary (green) surfaces.**

◇ Fabric Image Not To Scale

◇ Bolt Orientation Not Identified By Image





Smith System®

Custom Material Program Spec Form

Flowform® Learn Lounge Ottoman + Surface

Model: 56019, 56020
56021, 56022

Project Name: _____

Dealer PO No: _____ Smith System QQ No: _____

Primary Pattern & Direction (1)

Manufacturer: _____

Fabric Name: _____

Color: _____

Upload an image of the fabric pattern you are requesting below. **Save image file rotated the way it is intended to appear on the Primary (grey) surfaces.**

Select which model number you are referencing:

56019 - Ottoman + Surface

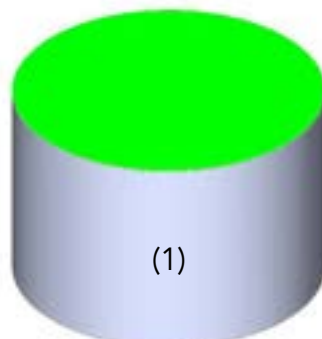
56020 - Ottoman + Surface w/Power

56021 - Ottoman + 36" Surface

56022 - Ottoman + 36" Surface w/Power

◇ Fabric Image Not To Scale

◇ Bolt Orientation Not Identified By Image





Smith System®

Custom Material Program Spec Form

Flowform® Modular Square Ottoman + Surface

Model: 56023, 560204
56025, 56026

Project Name: _____

Dealer PO No: _____ Smith System QQ No: _____

Primary Pattern & Direction (1)

Manufacturer: _____

Fabric Name: _____

Color: _____

Upload an image of the fabric pattern you are requesting below. **Save image file rotated the way it is intended to appear on the Primary (grey) surfaces.**

Select which model number you are referencing:

56023 - 18" Square Ottoman + Surface

56024 - 18" Square Ottoman + Surface
w/Power

56025 - 15" Square Ottoman + Surface

56026 - 15" Square Ottoman + Surface
w/Power

◇ Fabric Image Not To Scale

◇ Bolt Orientation Not Identified By Image

